

**MONTEZUMA COUNTY, COLORADO**

Accountants' Reports  
and  
Basic Financial Statements

December 31, 2022

# MONTEZUMA COUNTY, COLORADO

## TABLE OF CONTENTS

December 31, 2022

|  |       |
|--|-------|
| <b>Independent Auditors' Report on Basic<br/>Financial Statements and Supplementary<br/>Schedule of Expenditures of Federal<br/>Awards</b>     | 1-2   |
| <b>Management's Discussion and Analysis</b>  | 3-13  |
| <b>Basic Financial Statements</b>  |       |
| <b>Government -Wide Financial Statements</b>   |       |
| Statement of Net Position  | 14    |
| Statement of Activities  | 15    |
| <b>Fund Financial Statements</b>   |       |
| Balance Sheet-Governmental Funds and the<br>Reconciliation of the Governmental Funds<br>Balance Sheet with the Statement of Net Position       | 16    |
| Statement of Revenues, Expenditures and Changes<br>in Fund Balance-Governmental Funds  | 17    |
| Reconciliation of the Statement of Revenues,<br>Expenditures and Changes in Fund Balance-<br>Governmental Funds to the Statement of Activities | 18    |
| Statement of Net Position-Proprietary Funds  | 19    |
| Statement of Revenues, Expenses, and Changes in<br>Net Position-Proprietary Funds  | 20    |
| Statement of Cash Flows-Proprietary Funds  | 21    |
| Statement of Fiduciary Net Position  | 22    |
| Statement of Changes in Fiduciary Net Position   | 23    |
| <b>Notes to the Financial Statements</b>   | 24-42 |
| <b>Required Supplemental Information</b>   | 43    |
| Statement of Revenues, Expenditures and Changes<br>in Fund Balance-Budget and Actual-General Fund  | 42-46 |
| Statement of Revenues, Expenditures and Changes<br>in Fund Balance-Budget and Actual-<br>Road and Bridge Fund                                  | 47    |
| Statement of Revenues, Expenditures and Changes<br>in Fund Balance-Budget and Actual-<br>Social Services Fund                                  | 48-49 |
| <b>Other Supplementary Information</b>   | 50    |
| Non Major Governmental Funds   | 51    |
| Combining Balance Sheet-Nonmajor Governmental Funds  | 52    |
| Combining Statement of Revenues, Expenditures and<br>Changes in Fund Balances-Nonmajor Governmental Funds                                      | 53    |
| Schedule of Revenues, Expenditures and Changes in Fund<br>Balance-Budget and Actual-Public Health Fund   | 54    |
| Schedule of Revenues, Expenditures and Changes in Fund<br>Balance-Budget and Actual-Conservation Trust Fund                                    | 55    |

# MONTEZUMA COUNTY, COLORADO

## TABLE OF CONTENTS

December 31, 2022

|   |       |
|---|-------|
| Schedule of Revenues, Expenditures and Changes in Fund<br>Balance-Budget and Actual-Ormiston Fund   | 56    |
| Schedule of Revenues, Expenditures and Changes in Fund<br>Balance-Budget and Actual-Emergency Telephone Fund  | 57    |
| Schedule of Revenues, Expenditures and Changes in Fund<br>Balance-Budget and Actual-Sheriff's Forfeiture Fund   | 58    |
| Schedule of Revenues, Expenditures and Changes in Fund<br>Balance-Budget and Actual-Revolving Loan Fund   | 59    |
| Schedule of Revenues, Expenditures and Changes in Fund<br>Balance-Budget and Actual-Lodger's Tax Fund   | 60    |
| Schedule of Revenues, Expenditures and Changes in Fund<br>Balance-Budget and Actual-Emergency Reserve Fund  | 61    |
| Schedule of Revenues, Expenditures and Changes in Fund<br>Balance-Budget and Actual-Contingent Fund   | 62    |
| Schedule of Revenues, Expenditures and Changes in Fund<br>Balance-Budget and Actual Law Enforcement Authority Fund  | 63    |
| Schedule of Revenues, Expenditures and Changes in Fund<br>Balance-Budget and Actual-Capital Fund  | 64    |
| Statement of Revenues, Expenditures and Changes<br>in Net Position-Budget and Actual-Landfill Fund  | 65    |
| <b>Information Required by Oversight Authorities</b>  | 66    |
| Independent Auditors' Report on Internal Control Over<br>Financial Reporting and on Compliance and Other<br>Matters Based on an Audit of Financial Statements<br>in Accordance with Government Auditing Standards | 67-68 |
| Independent Auditors' Report on Compliance with<br>Requirements Applicable to Each Major Program<br>and Internal Control over Compliance Required<br>by the Uniform Guidance                                      | 69-70 |
| Schedule of Expenditures of Federal Awards  | 71-72 |
| Notes to the Schedule of Federal Financial Assistance   | 73    |
| Schedule of Findings and Questioned Costs   | 74    |
| Summary of Prior Audit Findings   | 75    |
| Schedule of Corrective Action Plan  | 76    |
| Local Highway Finance Report  | 77-78 |

# Majors and Haley, P.C. Certified Public Accountants

P.O. Box 1478  
Cortez, CO 81321  
(970) 565-9521  
Fax: (970) 565-9441

Chris L. Majors, CPA, MT

Lori Hasty Haley, CPA

## INDEPENDENT AUDITOR'S REPORT

To the Board of County Commissioners  
Montezuma County, Colorado  
Cortez, Colorado 81321

### **Report on the Audit of the Financial Statements**

#### ***Opinions***

We have audited the accompanying financial statements of the governmental activities, the business-type activities, the aggregate discretely presented component units, each major fund, and the aggregate remaining fund information of Montezuma County, Colorado, as of and for the year ended December 31, 2022, and the related notes to the financial statements, which collectively comprise Montezuma County, Colorado's basic financial statements as listed in the table of contents.

In our opinion, the financial statements referred to above present fairly, in all material respects, the respective financial position of the governmental activities, the business-type activities, each major fund, and the aggregate remaining fund information of Montezuma County, Colorado, as of December 31, 2022, and the respective changes in financial position, and, where applicable, cash flows thereof for the year then ended in accordance with accounting principles generally accepted in the United States of America.

#### ***Basis for Opinions***

We conducted our audit in accordance with auditing standards generally accepted in the United States of America and the standards applicable to financial audits contained in *Government Auditing Standards*, issued by the Comptroller General of the United States. Our responsibilities under those standards are further described in the Auditor's Responsibilities for the Audit of the Financial Statements section of our report. We are required to be independent of Montezuma County, Colorado and to meet our other ethical responsibilities, in accordance with the relevant ethical requirements relating to our audit. We believe that the audit evidence we have obtained is sufficient and appropriate to provide a basis for our audit opinions.

#### ***Responsibilities of Management for the Financial Statements***

Management is responsible for the preparation and fair presentation of the financial statements in accordance with accounting principles generally accepted in the United States of America, and for the design, implementation, and maintenance of internal control relevant to the preparation and fair presentation of financial statements that are free from material misstatement, whether due to fraud or error.

In preparing the financial statements, management is required to evaluate whether there are conditions or events, considered in the aggregate, that raise substantial doubt about Montezuma County, Colorado's ability to continue as a going concern for twelve months beyond the financial statement date, including any currently known information that may raise substantial doubt shortly thereafter.

#### ***Auditor's Responsibilities for the Audit of the Financial Statements***

Our objectives are to obtain reasonable assurance about whether the financial statements as a whole are free from material misstatement, whether due to fraud or error, and to issue an auditor's report that includes our opinions. Reasonable assurance is a high level of assurance but is not absolute assurance and therefore is not a guarantee that an audit conducted in accordance with generally accepted auditing standards and *Government Auditing Standards* will always detect a material misstatement when it exists. The risk of not detecting a material misstatement resulting from fraud is higher than for one resulting from error, as fraud may involve collusion, forgery, intentional omissions, misrepresentations, or the override of internal control. Misstatements are considered material if there is a substantial likelihood that, individually or in the aggregate, they would influence the judgment made by a reasonable user based on the financial statements.

In performing an audit in accordance with generally accepted auditing standards and *Government Auditing Standards*, we:

- Exercise professional judgment and maintain professional skepticism throughout the audit.
- Identify and assess the risks of material misstatement of the financial statements, whether due to fraud or error, and design and perform audit procedures responsive to those risks. Such procedures include examining, on a test basis, evidence regarding the amounts and disclosures in the financial statements.
- Obtain an understanding of internal control relevant to the audit in order to design audit procedures that are appropriate in the circumstances, but not for the purpose of expressing an opinion on the effectiveness of Montezuma County Colorado's internal control. Accordingly, no such opinion is expressed.
- Evaluate the appropriateness of accounting policies used and the reasonableness of significant accounting estimates made by management, as well as evaluate the overall presentation of the financial statements.
- Conclude whether, in our judgment, there are conditions or events, considered in the aggregate, that raise substantial doubt about Montezuma County, Colorado's ability to continue as a going concern for a reasonable period of time.

We are required to communicate with those charged with governance regarding, among other matters, the planned scope and timing of the audit, significant audit findings, and certain internal control-related matters that we identified during the audit.

***Required Supplementary Information***

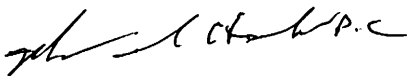
Accounting principles generally accepted in the United States of America require that the management's discussion and analysis and budgetary comparison information on pages 3–13 and 43–49 be presented to supplement the basic financial statements. Such information is the responsibility of management and, although not a part of the basic financial statements, is required by the Governmental Accounting Standards Board who considers it to be an essential part of financial reporting for placing the basic financial statements in an appropriate operational, economic, or historical context. We have applied certain limited procedures to the required supplementary information in accordance with auditing standards generally accepted in the United States of America, which consisted of inquiries of management about the methods of preparing the information and comparing the information for consistency with management's responses to our inquiries, the basic financial statements, and other knowledge we obtained during our audit of the basic financial statements. We do not express an opinion or provide any assurance on the information because the limited procedures do not provide us with sufficient evidence to express an opinion or provide any assurance.

***Supplementary Information***

Our audit was conducted for the purpose of forming opinions on the financial statements that collectively comprise the Montezuma County, Colorado's basic financial statements. The accompanying combining and individual nonmajor fund financial statements, budgetary comparison schedules, local highway finance report and schedule of expenditures of federal awards, as required by Title 2 U.S. *Code of Federal Regulations* Part 200, *Uniform Administrative Requirements, Cost Principles, and Audit Requirements for Federal Awards*, are presented for purposes of additional analysis and are not a required part of the basic financial statements. Such information is the responsibility of management and was derived from and relates directly to the underlying accounting and other records used to prepare the basic financial statements. The information has been subjected to the auditing procedures applied in the audit of the basic financial statements and certain additional procedures, including comparing and reconciling such information directly to the underlying accounting and other records used to prepare the basic financial statements or to the basic financial statements themselves, and other additional procedures in accordance with auditing standards generally accepted in the United States of America. In our opinion, the combining and individual nonmajor fund financial statements and the schedule of expenditures of federal awards are fairly stated, in all material respects, in relation to the basic financial statements as a whole.

***Other Reporting Required by Government Auditing Standards***

In accordance with *Government Auditing Standards*, we have also issued our report dated July 11 2023, on our consideration of Montezuma County Colorado's internal control over financial reporting and on our tests of its compliance with certain provisions of laws, regulations, contracts, and grant agreements and other matters. The purpose of that report is solely to describe the scope of our testing of internal control over financial reporting and compliance and the results of that testing, and not to provide an opinion on the effectiveness of Montezuma County, Colorado's internal control over financial reporting or on compliance. That report is an integral part of an audit performed in accordance with *Government Auditing Standards* in considering Montezuma County, Colorado's internal control over financial reporting and compliance.



Majors and Haley P.C.  
July 11, 2023

## MONTEZUMA COUNTY, COLORADO

### MANAGEMENT'S DISCUSSION AND ANALYSIS (UNAUDITED) For the Year Ended December 31, 2022

#### ***FINANCIAL HIGHLIGHTS***

Key financial highlights for the County in 2022 are as follows:

- In total, net position increased by \$2,787,295. Net position of governmental activities increased by \$2,178,074 which represents a 4 percent increase from 2021. Net position of business type activities increased by \$609,221 or 32.9 percent from 2021.
- General revenues accounted for \$15,029,524 in revenue or 28 percent of all revenues. Program specific revenues in the form of charges for services, grants and contributions accounted for \$38,730,868 or 72 percent of total revenues of \$53,760,392.
- Governmental activities total assets increased by \$5,216,545. Total liabilities increased by \$2,999,537. Deferred inflows of resources increased by \$38,527.
- The County incurred \$49,391,925 in expenses related to government activities. \$36,540,475 of these expenses were offset by program specific charges for services, grants, and contributions. General revenues (primarily mineral leasing and property taxes) of \$15,029,524 were adequate to cover the balance of the costs of these programs.
- Among the major funds, the General Fund had \$16,377,423 in revenues, and \$14,658,783 in expenditures including net transfers. It's fund balance increased by \$1,718,640 from \$21,338,589 to \$23,057,229.
- Net position of the Enterprise Fund increased from \$1,849,247 to \$2,458,468.

# MONTEZUMA COUNTY, COLORADO

## MANAGEMENT'S DISCUSSION AND ANALYSIS (UNAUDITED) For the Year Ended December 31, 2022

### ***OVERVIEW OF THE FINANCIAL STATEMENTS***

This annual report consists of four parts: management's discussion and analysis, the basic financial statements, required supplementary information, and supplementary information. The basic financial statements include two kinds of statements that present different views of the County.

- The first two statements are County-wide financial statements that provide both short-term and long-term information about the County's overall financial status.
- The remaining statements are fund financial statements that focus on individual parts of the County, reporting the County's operations in more detail than the County-wide statements.
- The governmental funds statements tell how basic services such as public works were financed in the short-term as well as what remains for future spending.
- Proprietary funds statements offer short-term and long-term financial information about the activities the County operates like businesses, such as landfill services.
- Fiduciary funds statements provide information about the financial relationships in which the County acts solely as a trustee or agent for the benefit of others.

The financial statements also include notes that explain some of the information in the statements and provide more detailed data. The statements are followed by a section of required supplemental information that further explains and supports the financial statements with a comparison of the County's budget for the year.

#### ***County-wide Statements***

The County-wide statements report information about the County, as a whole using accounting methods similar to those used by private companies. The statement of net position includes all the County's assets and liabilities. All the

## MONTEZUMA COUNTY, COLORADO

### MANAGEMENT'S DISCUSSION AND ANALYSIS (UNAUDITED) For the Year Ended December 31, 2022

current year's revenues and expenses are accounted for in the statement of activities regardless of when cash is received or paid.

The two County-wide statements report the County's net position and how it has changed. Net position (the difference between the County's assets and liabilities) is one way to measure the County's financial position.

- Over time, increases or decreases in the County's net position is an indicator of whether its financial position is improving or deteriorating.
- To assess the County's overall health, you need to consider additional non-financial factors such as changes in the County's property tax base and the condition of county facilities.

In the County-wide financial statements, the County's activities are divided into two categories:

- **Governmental activities-** Most of the County's basic services are included here, such as general government, public safety, public health, public works, and culture and recreation. These activities are financed mainly through property taxes and grants.
- **Business-type activities-** The County charges fees to help cover the costs of certain services it provides. The County's landfill facility is included here.

#### ***Fund Financial Statements***

The fund financial statements provide more detailed information about the County's funds, focusing on its most significant or "major" funds, not the County as a whole. Funds are accounting devices the County uses to keep track of specific sources of funding and spending on particular programs. Some funds are required to be established by state law. However, the County establishes many other funds to help it manage and control its finances to achieve certain results.

The County uses three types of funds:

- **Governmental funds-** Most of the County's basic services are included in governmental funds, which focus on how money flows into and out of those funds and the balances left at year-end that are available for

## MONTEZUMA COUNTY, COLORADO

### MANAGEMENT'S DISCUSSION AND ANALYSIS (UNAUDITED) For the Year Ended December 31, 2022

spending. These funds are reported using the modified accrual basis of accounting, which measures cash and all other financial assets that can readily be converted to cash. The governmental fund statements provide a detailed short-term view of the County's general operations and the services it provides. Governmental fund information helps one determine whether there are more or fewer financial resources that can be spent in the near future to finance the County's programs. Because this information does not encompass the additional long-term focus of the County-wide statements, additional information at the bottom of the governmental funds statements explains the relationship (or difference) between them.

- **Proprietary funds-** Services for which the County charges a fee are generally reported in proprietary funds. Proprietary funds are reported in the same way as the County-wide financial statements. The County's enterprise funds (one type of proprietary fund) are the same as its business-type activities but provide more detail and additional information such as cash flow analysis. The County uses an enterprise fund to account for its landfill operations.
- **Fiduciary funds-** The County is the fiduciary, for assets that belong to others, such as the Custodial Fund. The County is responsible for ensuring that the assets reported in this fund are used only for their intended purposes and by those to whom the assets belong. The County excludes these activities from the County-wide financial statements because it cannot use these assets to finance its operations.

#### **FINANCIAL ANALYSIS OF THE COUNTY AS A WHOLE**

Total assets increased by \$5,945,636. Total liabilities increased by \$3,119,407. Deferred inflows of resources increased by \$38,934.

The County's combined net position was larger on December 31, 2022, than it was on December 31, 2021, increasing by 5 percent to \$58,517,137. Most of the increase came from its governmental activities, the net position of which increased \$2,178,074 to \$56,058,669. The net position of the County's business type activities increased \$609,221 to \$2,458,468.

**MONTEZUMA COUNTY, COLORADO**

MANAGEMENT'S DISCUSSION AND ANALYSIS  
(UNAUDITED)  
For the Year Ended December 31, 2022

Table 1 provides a summary of the County's net position for 2022 compared to 2021:

**Table 1**  
**Condensed Statement of Net Position**  
**(In millions)**

|                               | Governmental<br>Activities |                  | Business-type<br>Activities |                 | Total<br>County  |                  |
|-------------------------------|----------------------------|------------------|-----------------------------|-----------------|------------------|------------------|
|                               | 2022                       | 2021             | 2022                        | 2021            | 2022             | 2021             |
| <b>Assets</b>                 |                            |                  |                             |                 |                  |                  |
| Current assets                | \$ 48.289                  | \$ 43.939        | \$ 1.250                    | \$ 1.132        | \$ 49.539        | \$ 45.071        |
| Noncurrent assets, net        | 22.638                     | 21.771           | 2.975                       | 2.364           | 25.613           | 24.135           |
| <b>Total assets</b>           | <b>70.927</b>              | <b>65.710</b>    | <b>4.225</b>                | <b>3.496</b>    | <b>75.152</b>    | <b>69.206</b>    |
| <b>Liabilities</b>            |                            |                  |                             |                 |                  |                  |
| Current liabilities           | 3.974                      | 2.305            | 1.767                       | 1.647           | 5.741            | 3.952            |
| Noncurrent liabilities        | 2.111                      | 0.780            |                             |                 | 2.111            | 0.780            |
| Deferred inflows of resources | 8.783                      | 8.744            |                             |                 | 8.783            | 8.744            |
| <b>Net Position</b>           |                            |                  |                             |                 |                  |                  |
| Invested in capital           | 20.526                     | 20.992           | 2.458                       | 1.849           | 22.984           | 22.841           |
| Nonspendable                  | 0.050                      | 0.050            |                             |                 | 0.050            | 0.050            |
| Restricted                    | 5.914                      | 6.736            |                             |                 | 5.914            | 6.736            |
| Unrestricted                  | 29.569                     | 26.103           |                             |                 | 29.569           | 26.103           |
| <b>Total net position</b>     | <b>\$ 56.059</b>           | <b>\$ 53.881</b> | <b>\$ 2.458</b>             | <b>\$ 1.849</b> | <b>\$ 58.517</b> | <b>\$ 55.730</b> |

**MONTEZUMA COUNTY, COLORADO**

MANAGEMENT'S DISCUSSION AND ANALYSIS  
(UNAUDITED)  
For the Year Ended December 31, 2022

Table 2 shows the changes in net position for fiscal year 2022 compared to 2021.

**Table 2**  
**Changes in Net Position**  
**(In millions)**

|  | Governmental<br>Activities |                 | Business-type<br>Activities |                 | Total<br>County |                 |
|--|----------------------------|-----------------|-----------------------------|-----------------|-----------------|-----------------|
|  | 2022                       | 2021            | 2022                        | 2021            | 2022            | 2021            |
| Revenues                                   |                            |                 |                             |                 |                 |                 |
| Program revenues                           |                            |                 |                             |                 |                 |                 |
| Charges for services                       | \$ 4.117                   | \$ 3.825        | \$ 1.810                    | \$ 1.794        | \$ 5.927        | \$ 5.619        |
| Operating grants                           | 32.423                     | 30.605          |                             |                 | 32.423          | 30.605          |
| Capital grants                             |                            |                 | 0.380                       |                 | 0.380           | -               |
| General revenues                           |                            |                 |                             |                 |                 |                 |
| Property taxes                             | 8.993                      | 10.786          |                             |                 | 8.993           | 10.786          |
| Mineral leasing                            | 1.603                      | 0.971           |                             |                 | 1.603           | 0.971           |
| Other                                      | 4.433                      | 3.023           |                             |                 | 4.433           | 3.023           |
| <b>Total revenues</b>                      | <b>51.569</b>              | <b>49.210</b>   | <b>2.190</b>                | <b>1.794</b>    | <b>53.759</b>   | <b>51.004</b>   |
| Expenses                                   |                            |                 |                             |                 |                 |                 |
| General government                         | 6.061                      | 6.207           |                             |                 | 6.061           | 6.207           |
| Public safety                              | 8.790                      | 7.955           |                             |                 | 8.790           | 7.955           |
| Public works                               | 7.261                      | 8.336           | 1.581                       | 1.619           | 8.842           | 9.955           |
| Public health and welfare                  | 26.624                     | 24.798          |                             |                 | 26.624          | 24.798          |
| Culture and recreation                     | 0.374                      | 0.395           |                             |                 | 0.374           | 0.395           |
| Depreciation-unallocated                   | 0.281                      | 0.272           |                             |                 | 0.281           | 0.272           |
| <b>Total expenses</b>                      | <b>49.391</b>              | <b>47.963</b>   | <b>1.581</b>                | <b>1.619</b>    | <b>50.972</b>   | <b>49.582</b>   |
| <b>Increase (decrease) in net position</b> | <b>\$ 2.178</b>            | <b>\$ 1.247</b> | <b>\$ 0.609</b>             | <b>\$ 0.175</b> | <b>\$ 2.787</b> | <b>\$ 1.422</b> |

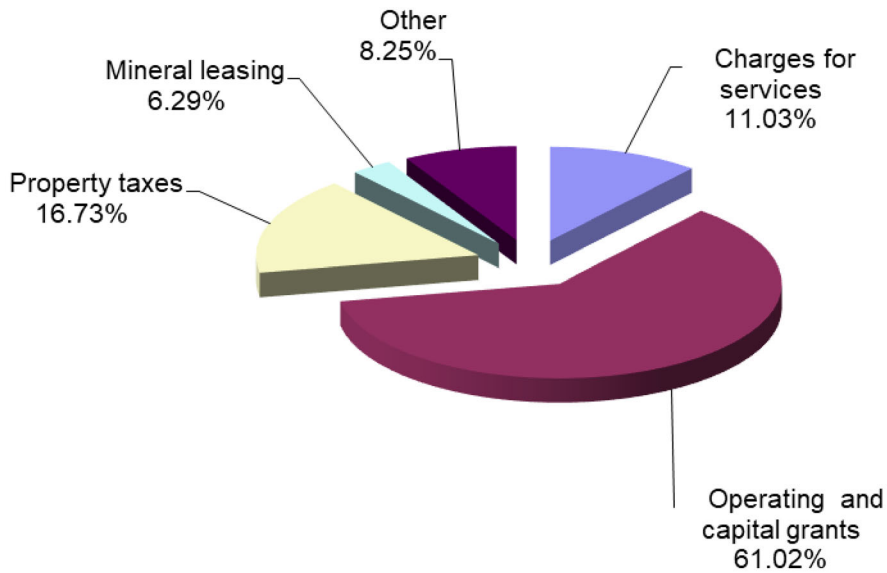
# MONTEZUMA COUNTY, COLORADO

## MANAGEMENT'S DISCUSSION AND ANALYSIS (UNAUDITED) For the Year Ended December 31, 2022

Operating and capital grants and property taxes accounted for most of the County's total revenue, with each contributing 61.02 percent and 16.73 percent respectively (See Table 3). Another 11.03 percent came from charges for services and the remainder from mineral leasing, and other sources.

The County's expenses are predominately related to public health and welfare, (52.2 percent), public works (17.3 percent) and public safety (17.2 percent) (See Table 4). The County's general government activities accounted for 11.9 percent of total costs.

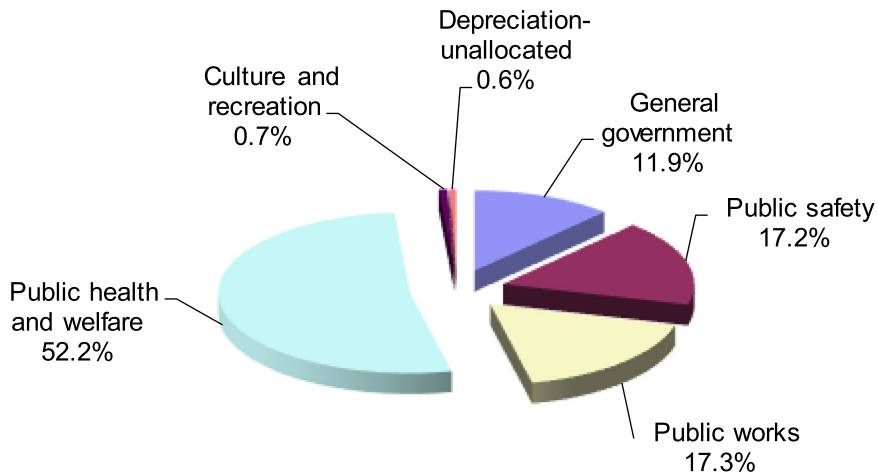
**Table 3**  
**Sources of Revenue for Fiscal Year 2022**



**MONTEZUMA COUNTY, COLORADO**

**MANAGEMENT’S DISCUSSION AND ANALYSIS  
(UNAUDITED)  
For the Year Ended December 31, 2022**

**Table 4  
Expenses for Fiscal Year 2022  
Governmental Activities**



The primary sources of operating revenue for the County come from operating grants and general property taxes. The County receives approximately 78 percent of this funding from these sources while the remaining amounts come from charges for services and other general revenues.

The statement of activities shows the cost of program services and the charges for services and grants offsetting those service costs. Table 5 shows, for governmental activities, the total cost of services and net cost of services. That is, it identifies the cost of these services supported by general revenues including general property taxes and sales taxes.

**MONTEZUMA COUNTY, COLORADO**

MANAGEMENT'S DISCUSSION AND ANALYSIS  
(UNAUDITED)  
For the Year Ended December 31, 2022

**Table 5**  
**Government Activities**  
**(In millions)**

|                           | Total Cost<br>of Services |                  | Net Cost<br>of Services |                  |
|---------------------------|---------------------------|------------------|-------------------------|------------------|
|                           | 2022                      | 2021             | 2022                    | 2021             |
| General government        | \$ 6.061                  | \$ 6.207         | \$ 2.363                | \$ 2.210         |
| Public safety             | 8.790                     | 7.955            | 7.058                   | 6.457            |
| Public works              | 7.261                     | 8.336            | 2.872                   | 3.997            |
| Public health and welfare | 26.624                    | 24.798           | 0.479                   | 0.677            |
| Culture and recreation    | 0.374                     | 0.395            | (0.202)                 | (0.081)          |
| Depreciation-unallocated  | 0.281                     | 0.272            | 0.281                   | 0.272            |
| <b>Total</b>              | <b>\$ 49.391</b>          | <b>\$ 47.963</b> | <b>\$ 12.851</b>        | <b>\$ 13.532</b> |

- The cost of all governmental activities during the year was \$49.391 million.
- Some of the cost was financed by the users of the County's programs (\$4.117 million)
- Federal and state government subsidized certain programs with grants and contributions (\$32.423 million).
- However, \$15.029 million was financed by state and county taxpayers. This portion of governmental activities was financed with \$8.993 million in property taxes, \$1.603 million in mineral leasing and \$4.433 million in other general revenues.

**Business-type Activities**

Business-type activities are made up of the Landfill Fund. This program had revenues of \$2.190 million and expenses of \$1.581 million. Business-type activities receive no support from tax revenue.

## **MONTEZUMA COUNTY, COLORADO**

### **MANAGEMENT'S DISCUSSION AND ANALYSIS (UNAUDITED) For the Year Ended December 31, 2022**

#### ***FINANCIAL ANALYSIS OF THE COUNTY'S FUNDS***

Information about the County's major funds starts on page 16. These funds are accounted for using the modified accrual basis of accounting. All governmental funds have total revenues and other financing sources of \$52.949 million and expenditures of \$50.305 million.

#### ***General Fund Budgetary Highlights***

The County's budget is prepared according to Colorado law and is based on accounting for certain transactions on a basis of cash receipts and disbursements. The most significant budgeted fund is the General Fund.

Over the course of the year, the County made one revision to the annual operating budget.

- Actual expenditures were \$1,851,148 under budget, primarily because the County closely monitored expenditures in an effort to remain below budget levels.

#### ***CAPITAL ASSET ADMINISTRATION***

By the end of 2022, the County has invested \$48.816 million in land, buildings, and equipment (including vehicles), of this total \$41.427 million was from governmental activities.

Table 6 shows capital assets for 2022 compared to 2021:

**MONTEZUMA COUNTY, COLORADO**

MANAGEMENT'S DISCUSSION AND ANALYSIS  
(UNAUDITED)  
For the Year Ended December 31, 2022

**Table 6**  
**Capital Assets at December 31**  
**(In millions)**

|                | Governmental<br>Activities |                  | Business-Type<br>Activities |                 | Total<br>County  |                  |
|----------------|----------------------------|------------------|-----------------------------|-----------------|------------------|------------------|
|                | 2022                       | 2021             | 2022                        | 2021            | 2022             | 2021             |
| Land           | \$ 1.344                   | \$ 1.344         |                             |                 | \$ 1.344         | \$ 1.344         |
| Infrastructure | 1.859                      | 1.859            |                             |                 | 1.859            | 1.859            |
| Buildings      | 23.519                     | 23.484           |                             |                 | 23.519           | 23.484           |
| Equipment      | 14.705                     | 12.683           | \$ 7.389                    | \$ 6.430        | 22.094           | 19.113           |
| <b>Total</b>   | <b>\$ 41.427</b>           | <b>\$ 39.370</b> | <b>\$ 7.389</b>             | <b>\$ 6.430</b> | <b>\$ 48.816</b> | <b>\$ 45.800</b> |

Additional information on the County's capital assets can be found in the Notes to the Financial Statements on page 35 of this report.

**FACTORS BEARING ON THE COUNTY'S FUTURE**

At the time these financial statements were prepared and audited, the County is not aware of any existing circumstances that could significantly affect its financial health in the future.

**CONTACTING THE COUNTY'S FINANCIAL MANAGEMENT**

This financial report is designed to provide the County's citizens, taxpayers, and creditors with a general overview of the County's finances and to demonstrate the County's accountability for the money it receives. If you have questions about this report or need additional financial information, contact the Montezuma County Administration Office, 109 W Main, Room 302 Cortez, Colorado 81321.

**MONTEZUMA COUNTY, COLORADO**  
Statement of Net Position

December 31, 2022

|                                      | <u>Governmental<br/>Activities</u> | <u>Business-type<br/>Activities</u> | <u>Total</u>         |
|--------------------------------------|------------------------------------|-------------------------------------|----------------------|
| <b>Assets</b>                        |                                    |                                     |                      |
| Current assets                       |                                    |                                     |                      |
| Cash                                 | \$ 36,875,676                      | \$ 826,706                          | \$ 37,702,382        |
| Property taxes receivable            | 8,782,799                          |                                     | 8,782,799            |
| Due from other funds                 |                                    | 43,500                              | 43,500               |
| Other receivables                    | 1,720,963                          |                                     | 1,720,963            |
| Due from state                       | 272,894                            |                                     | 272,894              |
| Due from other governments           | 586,994                            | 380,000                             | 966,994              |
| Inventory                            | 50,000                             |                                     | 50,000               |
| <b>Total current assets</b>          | <b>48,289,326</b>                  | <b>1,250,206</b>                    | <b>49,539,532</b>    |
| Noncurrent assets                    |                                    |                                     |                      |
| Right to use leased assets, net      | 63,763                             |                                     | 63,763               |
| Capital assets                       |                                    |                                     |                      |
| Land                                 | 1,344,190                          |                                     | 1,344,190            |
| Depreciable capital assets, net      | 21,229,581                         | 2,974,969                           | 24,204,550           |
| <b>Total noncurrent assets</b>       | <b>22,637,534</b>                  | <b>2,974,969</b>                    | <b>25,612,503</b>    |
| <b>Total Assets</b>                  | <b>70,926,860</b>                  | <b>4,225,175</b>                    | <b>75,152,035</b>    |
| <b>Liabilities</b>                   |                                    |                                     |                      |
| Current liabilities                  |                                    |                                     |                      |
| Accounts payable                     | 155                                |                                     | 155                  |
| Accrued payroll liabilities          | 443,574                            | 19,592                              | 463,166              |
| Accrued closure costs                |                                    | 1,747,115                           | 1,747,115            |
| Due to other funds                   | 43,500                             |                                     | 43,500               |
| Payments in arrears                  | 1,473,267                          |                                     | 1,473,267            |
| Unearned revenue                     | 2,013,402                          |                                     | 2,013,402            |
| <b>Total current liabilities</b>     | <b>3,973,898</b>                   | <b>1,766,707</b>                    | <b>5,740,605</b>     |
| Long-term liabilities                |                                    |                                     |                      |
| Due in one year                      | 203,650                            |                                     | 203,650              |
| Due in more than one year            | 1,907,844                          |                                     | 1,907,844            |
| <b>Total long-term liabilities</b>   | <b>2,111,494</b>                   |                                     | <b>2,111,494</b>     |
| <b>Total Liabilities</b>             | <b>6,085,392</b>                   | <b>1,766,707</b>                    | <b>7,852,099</b>     |
| <b>Deferred Inflows of Resources</b> |                                    |                                     |                      |
| Unearned property tax revenue        | 8,782,799                          |                                     | 8,782,799            |
| <b>Net Position</b>                  |                                    |                                     |                      |
| Net investment in capital assets     | 20,526,040                         | 2,458,468                           | 22,984,508           |
| Nonspendable                         |                                    |                                     |                      |
| Inventories                          | 50,000                             |                                     | 50,000               |
| Restricted                           |                                    |                                     |                      |
| Cancer treatments                    | 60,714                             |                                     | 60,714               |
| TABOR                                | 772,119                            |                                     | 772,119              |
| Roads and bridges                    | 4,019,103                          |                                     | 4,019,103            |
| Public health and welfare            | 1,061,783                          |                                     | 1,061,783            |
| Unrestricted                         | 29,568,910                         |                                     | 29,568,910           |
| <b>Total Net Position</b>            | <b>\$ 56,058,669</b>               | <b>\$ 2,458,468</b>                 | <b>\$ 58,517,137</b> |

The accompanying notes are an integral part of this statement.



**MONTEZUMA COUNTY, COLORADO**

Balance Sheet  
Governmental Funds

December 31, 2022

|   | General Fund         | Road and Bridge Fund | Social Services Fund | Capital Fund        | Other Governmental Funds | Total Governmental Funds |
|---|----------------------|----------------------|----------------------|---------------------|--------------------------|--------------------------|
| <b>Assets</b>   |                      |                      |                      |                     |                          |                          |
| Cash-unrestricted   | \$ 25,018,149        | \$ 3,592,916         | \$ 918,071           | \$ 1,038,313        | \$ 6,308,227             | \$ 36,875,676            |
| Property taxes receivable   | 6,679,882            | 1,609,852            | 493,065              |                     |                          | 8,782,799                |
| Other receivables   | 95,579               |                      | 1,473,267            | 149,353             | 2,764                    | 1,720,963                |
| Due from state  |                      |                      | 272,894              |                     |                          | 272,894                  |
| Due from other governments  | 14,110               | 509,836              | 10,466               |                     | 52,582                   | 586,994                  |
| Inventory   |                      | 50,000               |                      |                     |                          | 50,000                   |
| <b>Total Assets</b>   | <b>\$ 31,807,720</b> | <b>\$ 5,762,604</b>  | <b>\$ 3,167,763</b>  | <b>\$ 1,187,666</b> | <b>\$ 6,363,573</b>      | <b>\$ 48,289,326</b>     |
| <b>Liabilities</b>  |                      |                      |                      |                     |                          |                          |
| Accounts payable  | \$ 155               |                      |                      |                     |                          | \$ 155                   |
| Accrued payroll liabilities   | 299,467              | \$ 83,649            |                      |                     | \$ 60,458                | 443,574                  |
| Due to other funds  |                      |                      |                      | \$ 43,500           |                          | 43,500                   |
| Payments in arrears   |                      |                      | \$ 1,473,267         |                     |                          | 1,473,267                |
| Unearned revenue  | 1,770,987            |                      | 139,648              |                     | 102,767                  | 2,013,402                |
| <b>Total Liabilities</b>  | <b>2,070,609</b>     | <b>83,649</b>        | <b>1,612,915</b>     | <b>43,500</b>       | <b>163,225</b>           | <b>3,973,898</b>         |
| <b>Deferred inflows of resources</b>                                      |                      |                      |                      |                     |                          |                          |
| Deferred property tax revenues  | 6,679,882            | 1,609,852            | 493,065              |                     |                          | 8,782,799                |
| <b>Fund Balances</b>  |                      |                      |                      |                     |                          |                          |
| Nonspendable  |                      |                      |                      |                     |                          |                          |
| Inventories   |                      | 50,000               |                      |                     |                          | 50,000                   |
| Restricted  |                      |                      |                      |                     |                          |                          |
| TABOR   | 50,000               |                      |                      |                     | 722,119                  | 772,119                  |
| Cancer treatments   |                      |                      |                      |                     | 60,714                   | 60,714                   |
| Roads and bridges   |                      | 4,019,103            |                      |                     |                          | 4,019,103                |
| Public health and welfare   |                      |                      | 1,061,783            |                     |                          | 1,061,783                |
| Unrestricted  |                      |                      |                      |                     |                          |                          |
| Assigned for future year's expenditures                                   | 23,007,229           |                      |                      | 1,144,166           | 5,417,515                | 29,568,910               |
| <b>Total Fund Balances</b>  | <b>23,057,229</b>    | <b>4,069,103</b>     | <b>1,061,783</b>     | <b>1,144,166</b>    | <b>6,200,348</b>         | <b>35,532,629</b>        |
| <b>Total Liabilities, Deferred inflows of resources and Fund Balances</b> | <b>\$ 31,807,720</b> | <b>\$ 5,762,604</b>  | <b>\$ 3,167,763</b>  | <b>\$ 1,187,666</b> | <b>\$ 6,363,573</b>      | <b>\$ 48,289,326</b>     |

**Reconciliation of the Governmental Funds Balance Sheet with the Statement of Net Position**

**Total Fund Balance Governmental Funds** \$ 35,532,629

Amounts reported for governmental activities in the Statement of Net Position are different because

Capital assets used in governmental activities are not financial resources and therefore are not reported as assets in governmental funds.

|                          |               |            |
|--------------------------|---------------|------------|
| Capital assets           | \$ 41,427,560 |            |
| Accumulated depreciation | (18,853,789)  | 22,573,771 |

Right to use assets used in governmental activities are not financial resources and therefore are not reported as assets in governmental funds.

|                          |          |        |
|--------------------------|----------|--------|
| Right to use assets      | 85,018   |        |
| Accumulated amortization | (21,255) | 63,763 |

Long term liabilities are not due and payable in the current period and therefore, they are not reported in the governmental funds balance sheet.

|                           |             |             |
|---------------------------|-------------|-------------|
| Due in one year           | (203,650)   |             |
| Due in more than one year | (1,907,844) | (2,111,494) |

**Total Net Position Governmental Activities** \$ 56,058,669

The accompanying notes are an integral part of this statement.

**MONTEZUMA COUNTY, COLORADO**  
Statement of Revenues, Expenditures, and Changes in Fund Balances  
Governmental Funds

For the Year Ended December 31, 2022

|  | General Fund         | Road and Bridge Fund | Social Services Fund | Capital Fund        | Other Governmental Funds | Total Governmental Funds |
|--|----------------------|----------------------|----------------------|---------------------|--------------------------|--------------------------|
| <b>Revenues</b>                                  |                      |                      |                      |                     |                          |                          |
| Taxes  | \$ 7,989,004         | \$ 1,758,430         | \$ 560,919           | \$                  | \$ 1,138,580             | \$ 11,446,933            |
| Intergovernmental revenues                       | 5,226,742            | 3,725,188            | 21,959,040           | 724,713             | 2,895,916                | 34,531,599               |
| Charges for services                             | 674,714              | 960,303              |                      |                     | 1,130,924                | 2,765,941                |
| Fines and forfeitures                            | 45,626               |                      |                      |                     |                          | 45,626                   |
| Earnings on investments                          | 454,133              |                      |                      |                     | 16,575                   | 470,708                  |
| Fee accounts                                     | 1,305,747            |                      |                      |                     |                          | 1,305,747                |
| Other  | 681,457              | 262,125              |                      | 59,863              |                          | 1,003,445                |
| <b>Total Revenues</b>                            | <b>16,377,423</b>    | <b>6,706,046</b>     | <b>22,519,959</b>    | <b>784,576</b>      | <b>5,181,995</b>         | <b>51,569,999</b>        |
| <b>Expenditures</b>                              |                      |                      |                      |                     |                          |                          |
| General government                               | 5,304,549            |                      |                      | 555,541             | 264,000                  | 6,124,090                |
| Public safety                                    | 8,056,831            |                      |                      | 109,273             | 374,228                  | 8,540,332                |
| Public works                                     |                      | 8,555,933            |                      | 196,844             |                          | 8,752,777                |
| Public health and welfare                        | 838,244              |                      | 22,789,953           |                     | 2,925,805                | 26,554,002               |
| Culture and recreation                           | 333,735              |                      |                      |                     |                          | 333,735                  |
| <b>Total Expenditures</b>                        | <b>14,533,359</b>    | <b>8,555,933</b>     | <b>22,789,953</b>    | <b>861,658</b>      | <b>3,564,033</b>         | <b>50,304,936</b>        |
| <b>Excess revenues over (under) expenditures</b> | <b>1,844,064</b>     | <b>(1,849,887)</b>   | <b>(269,994)</b>     | <b>(77,082)</b>     | <b>1,617,962</b>         | <b>1,265,063</b>         |
| <b>Other Financing Sources (Uses)</b>            |                      |                      |                      |                     |                          |                          |
| Transfers in (out)                               | (125,424)            | (520)                |                      | 1,002,464           | (876,520)                | -                        |
| Proceeds from financed purchase agreements       |                      | 1,293,662            |                      | 85,018              |                          | 1,293,662                |
| Proceeds from leases                             |                      |                      |                      |                     |                          | 85,018                   |
| <b>Total Other Financing Sources (Uses)</b>      | <b>(125,424)</b>     | <b>1,293,142</b>     | <b>-</b>             | <b>1,087,482</b>    | <b>(876,520)</b>         | <b>1,378,680</b>         |
| <b>Net Change in Fund Balances</b>               | <b>1,718,640</b>     | <b>(556,745)</b>     | <b>(269,994)</b>     | <b>1,010,400</b>    | <b>741,442</b>           | <b>2,643,743</b>         |
| Fund Balances beginning of the year              | 21,338,589           | 4,625,848            | 1,331,777            | 133,766             | 5,458,906                | 32,888,886               |
| <b>Fund Balances end of the year</b>             | <b>\$ 23,057,229</b> | <b>\$ 4,069,103</b>  | <b>\$ 1,061,783</b>  | <b>\$ 1,144,166</b> | <b>\$ 6,200,348</b>      | <b>\$ 35,532,629</b>     |

The accompanying notes are an integral part of this statement.

**MONTEZUMA COUNTY, COLORADO**

Reconciliation of the Statement of Revenues, Expenditures, and Changes in Fund Balances of  
Governmental Funds to the Statement of Activities

For the Year Ended December 31, 2022

**Net Change in Fund Balances Governmental Funds** \$ 2,643,743

Amounts reported for governmental activities in the Statement of Activities are different because

Governmental funds report capital outlay as expenditures. However, in the Statement of Activities, the cost of those assets is allocated over their estimated useful lives as depreciation expense. This is the amount by which depreciation exceeded capital outlay in the current period.

|   |                    |         |
|---|--------------------|---------|
| Capital asset purchases capitalized                               | \$ 2,160,356       |         |
| Depreciation expense  | <u>(1,357,800)</u> | 802,556 |
| <br>  |                    |         |
| Right to use leased asset capital outlay expenditures capitalized | 85,018             |         |
| Amortization expense for right to use assts                       | <u>(21,255)</u>    | 63,763  |

The issuance of long-term debt provides current financial resources to governmental funds, while the repayment of the principal of long-term debt consumes the current financial resources of the governmental funds. Neither transaction has any effect on net position. This amount is the net effect of these differences in the treatment of long-term debt and related items.

|  |                |             |
|--|----------------|-------------|
| New long-term debt issued                | (1,378,680)    |             |
| Principal payments on long-term debt     | 54,778         |             |
| Increase in accrued compensated absences | <u>(8,086)</u> | (1,331,988) |

**Change in Net Position of Governmental Activities** \$ 2,178,074

The accompanying notes are an integral part of this statement.

**MONTEZUMA COUNTY, COLORADO**

Statement of Net Position  
Proprietary Fund

December 31, 2022

|                                  | <u>Landfill Fund</u><br><u>Enterprise Fund</u> |
|----------------------------------|--|
| <b>Assets</b>                    |  |
| <b>Current Assets</b>            |  |
| Cash                             | \$ 826,706                                     |
| Due from other funds             | 43,500   |
| Due from other governments       | 380,000  |
| <b>Total Current Assets</b>      | <u>1,250,206</u>                               |
| <b>Noncurrent Assets</b>         |  |
| Capital Assets                   | 7,389,260                                      |
| Accumulated Depreciation         | (4,414,291)                                    |
| <b>Total Noncurrent Assets</b>   | <u>2,974,969</u>                               |
| <b>Total Assets</b>              | <u>4,225,175</u>                               |
| <b>Liabilities</b>               |  |
| <b>Current Liabilities</b>       |  |
| Accrued payroll liabilities      | 19,592   |
| Accrued closure costs            | 1,747,115                                      |
| <b>Total Current Liabilities</b> | <u>1,766,707</u>                               |
| <b>Net Position</b>              |  |
| Net investment in capital assets | 2,458,468                                      |
| <b>Total Net Position</b>        | <u>\$ 2,458,468</u>                            |

The accompanying notes are an integral part of this statement.

**MONTEZUMA COUNTY, COLORADO**

Statement of Revenues, Expenses, and Changes in Net Position  
Proprietary Fund

For the Year Ended December 31, 2022

|  | <u>Landfill Fund<br/>Enterprise Fund</u> |
|--|--|
| <b>Operating Revenues</b>                    |  |
| Landfill fees                                | \$ 1,810,393                             |
| <b>Total Operating Revenues</b>              | <u>1,810,393</u>                         |
| <b>Operating Expenses</b>                    |  |
| Salaries                                     | 445,851                                  |
| Employee benefits                            | 138,208                                  |
| Other operating expenses                     | 132,381                                  |
| Fuel   | 114,194                                  |
| Professional fees                            | 105,757                                  |
| Utilities                                    | 34,420                                   |
| Insurance and bonds                          | 44,102                                   |
| Repairs and maintenance                      | 83,296                                   |
| Depreciation                                 | 348,339                                  |
| <b>Total Operating Expenses</b>              | <u>1,446,548</u>                         |
| Operating income (loss)                      | <u>363,845</u>                           |
| <b>Non-Operating Revenue (Expense)</b>       |  |
| Grants                                       | 380,000                                  |
| Increase in accrued closure costs            | (134,624)                                |
| <b>Total Non-Operating Revenue (Expense)</b> | <u>245,376</u>                           |
| <b>Change in net position</b>                | 609,221                                  |
| Net position beginning of the year           | 1,849,247                                |
| <b>Net position end of the year</b>          | <u><u>\$ 2,458,468</u></u>               |

The accompanying notes are an integral part of this statement.

**MONTEZUMA COUNTY, COLORADO**

Statement of Cash Flows  
Proprietary Fund

For the Year Ended December 31, 2022

|  | Landfill Fund<br>Enterprise<br>Fund |
|--|-------------------------------------|
| <b>Cash Flows from Operating Activities</b>  |                                     |
| Cash received from customers   | \$ 1,810,393                        |
| Cash payments to employees for services  | (426,259)                           |
| Cash payments to suppliers for goods and services  | (686,704)                           |
| <b>Net Cash Flows provided (used) by Operating Activities</b>  | <u>697,430</u>                      |
| <b>Cash Flows from Capital and Related Financing Activities</b>  |                                     |
| Purchase of equipment and facilities   | (959,200)                           |
| <b>Net Cash Flows provided (used) by Capital<br/>and Related Financing Activities</b>                    | <u>(959,200)</u>                    |
| <b>Net increase (decrease) in cash and cash equivalents</b>  | (261,770)                           |
| Cash and cash equivalents beginning of the year  | 1,088,476                           |
| <b>Cash and cash equivalents end of the year</b>   | <u><u>\$ 826,706</u></u>            |
| <b>Reconciliation of operating income (loss) to Net<br/>Cash provided (used) by Operating Activities</b> |                                     |
| Operating income (loss)  | \$ 363,845                          |
| Adjustments to reconcile operating income (loss)<br>to net cash provided by operating activities         |                                     |
| Depreciation   | 348,339                             |
| Increase or (decrease) in  |                                     |
| Accounts payable   | (34,346)                            |
| Accrued payroll liabilities  | 19,592                              |
| <b>Net Cash Flows provided (used) by Operating Activities</b>  | <u><u>\$ 697,430</u></u>            |

The accompanying notes are an integral part of this statement.

**MONTEZUMA COUNTY, COLORADO**

Statement of Fiduciary Net Position

As of December 31, 2022

|                          | <u>Custodial<br/>Fund</u> |
|--------------------------|---------------------------|
| <b>Assets</b>            |                           |
| Cash                     | \$ 1,390,334              |
| <b>Total Assets</b>      | <u>1,390,334</u>          |
| <b>Liabilities</b>       |                           |
| Due to other governments | 1,390,334                 |
| <b>Total Liabilities</b> | <u>1,390,334</u>          |
| <b>Net Position</b>      | <u><u>\$ -</u></u>        |

The accompanying notes are an integral part of this statement.

**MONTEZUMA COUNTY, COLORADO**

Statement of Changes in Fiduciary Net Position  
For the Year Ended December 31, 2022

|  | <u>Custodial<br/>Fund</u> |
|--|---------------------------|
| <b>Additions</b>   |                           |
| Taxes collected for other governments                    | \$ 33,587,653             |
| <b>Total Additions</b>                                   | <u>33,587,653</u>         |
| <b>Deductions</b>  |                           |
| Payment of taxes to other governments                    | 33,587,653                |
| <b>Total Deductions</b>                                  | <u>33,587,653</u>         |
| <b>Net increase (decrease) in fiduciary net position</b> | -                         |
| <b>Net position beginning</b>                            | -                         |
| <b>Net position ending</b>                               | <u>\$ -</u>               |

The accompanying notes are an integral part of this statement.

# MONTEZUMA COUNTY, COLORADO

## NOTES TO THE FINANCIAL STATEMENTS

December 31, 2022

***Summary of Significant Accounting Policies*** – Montezuma County, Colorado’s (the County) financial statements are prepared in accordance with U.S. generally accepted accounting principals (GAAP). The Governmental Accounting Standards Board (GASB) is responsible for establishing GAAP for state and local governments through its pronouncements (Statements of Interpretations).

The following significant accounting policies were applied to the preparation of the accompanying financial statements.

***Reporting Entity*** – Montezuma County, Colorado is a statutory (non-home-rule) county and serves as an administrative unit of the State of Colorado.

The County follows the Governmental Accounting Standards Board (GASB) accounting pronouncements that provide guidance for determining which governmental activities, organizations, and functions should be included within the financial reporting entity. GASB pronouncements set forth the financial accountability of a governmental organization’s elected governing body as the criterion for including a possible component governmental organization in a primary government’s legal entity. Financial accountability includes, but is not limited to, appointment of a voting majority of the organization’s governing body, ability to impose its will on the organization, a potential for the organization to provide specific financial benefits or burdens and fiscal dependency.

In applying these criteria, the Montezuma County Hospital District and the Montezuma County Housing Authority have been excluded from the financial statements of the reporting entity. These organizations are financially independent units that select a governing board, designate management staff, set user charges, establish budgets and control all aspects of daily activities.

The Montezuma County Sheriff’s Department Forfeiture Account is a blended component unit of the County (primary government). A three-member board is appointed by the County which oversees the activities of the account. This blended component unit is accounted for as a Special Revenue Fund. Pursuant to C.R.S. Section 16-13-506, proceeds from the property ordered forfeited by the courts are placed in an account by the seizing agency and used for non-operating purposes. Expenditures of monies forfeited after July 1, 1992 must be approved by the board created pursuant to C.R.S. Section 16-13-702 (2).

***Fund Accounting*** – The accounts of the County are organized on the basis of funds, each of which is considered a separate accounting entity. The operations of each fund are accounted for with a separate set of self-balancing accounts that comprise its assets, deferred outflows of resources and liabilities and deferred inflows of resource, fund equity, revenues and expenditures or expenses, as appropriate. Governmental resources are allocated to and accounted for in individual funds based upon the purposes for which they are to be spent and

# MONTEZUMA COUNTY, COLORADO

## NOTES TO THE FINANCIAL STATEMENTS

December 31, 2022

in the means by which spending activities are controlled. The various funds are grouped into three categories: governmental, proprietary and fiduciary. Each category, in turn, is divided into separate “fund types”.

**Governmental Funds** – are used to account for all or most of a government’s general activities, including the collection and disbursement of earmarked funds (special revenue funds). The following are the County’s major governmental funds.

**General Fund** – is the general operating fund of the County. It is used to account for all financial resources except those required to be accounted for in another fund. Major revenue sources include local property taxes, specific ownership taxes and state and federal grants.

### **Special Revenue Funds-**

**Road and Bridge Fund** – accounts for the costs related to county road and bridge construction and maintenance. By state law, a portion of this fund’s property tax revenues are allocated to cities and towns for use in their road and street activities. This fund is required by state law.

**Social Services Fund-** accounts for federal and state public welfare programs administered by the County. This fund is also required by state law.

### **Capital Projects Funds-**

**Capital Fund-** accounts for revenue and expenditures related to general capital projects of the County.

**Non-major Funds-** The following other governmental funds of the County are Special Revenue Funds. These funds account for revenues derived from earmarked revenue sources. Special revenue funds consist of the Public Health Fund, Conservation Trust Fund, Law Enforcement Authority Fund, Clara Ormiston Fund, Emergency Telephone Service Fund, Sheriff’s Forfeiture Fund, Revolving Loan Fund, Lodgers’ Tax Fund, Emergency Reserve Fund, and the Contingent Fund.

**Proprietary Funds**– focus on the determination of the changes in net position, financial position and cash flows and are classified as either enterprise or internal service. The County has the following proprietary funds:

### **Enterprise Fund-**

**Landfill Fund-** is used to account for the financial transactions related to the landfill operations of the County.

# MONTEZUMA COUNTY, COLORADO

## NOTES TO THE FINANCIAL STATEMENTS

December 31, 2022

***Fiduciary Funds*** – reporting focuses on net position and changes in net position. In 2019 the County implemented GASB 84. Under this new reporting requirement the County has one custodial fund.

### ***Basis of Presentation-***

***County-wide Financial Statements-*** The statement of net position and the statement of activities display information about the County as a whole. These statements include the financial activities of the primary government except for fiduciary funds. The statements distinguish between those activities of the County that are governmental and those that are considered business-type activities.

The county-wide statements are prepared using the economic resources measurement focus and the accrual basis of accounting. This is the same approach used in the preparation of the proprietary fund financial statements but differs from the manner in which governmental fund financial statements are prepared. Governmental fund financial statements therefore include reconciliation with a brief explanation to better identify the relationship between the county-wide financial statements and the statements for governmental funds.

The county-wide statement of activities presents a comparison between direct expenses and program revenues for each segment of the business-type activities of the County and for each function or program of the County's governmental activities. Direct expenses are those that are specifically associated with a service, program or department and therefore clearly identifiable to a particular function. Program revenues include charges paid by the recipient of the goods or services offered by the program and grants and contributions that are restricted to meeting the operational or capital requirements of a particular program. Revenues, which are not classified as program revenues, are presented as general revenues of the County, with certain limited exceptions. The comparison of direct expenses with program revenues identifies the extent to which each business segment or governmental function is self-financing or draws from the general revenues of the County.

***Fund Financial Statements-*** Fund financial statements report detailed information about the County. The focus of governmental and enterprise fund financial statements is on major funds rather than reporting funds by type. Each major fund is presented in a separate column. Non-major funds are aggregated and presented in a single column. Fiduciary funds are reported by fund type.

The accounting and financial reporting treatment applied to a fund is determined by its measurement focus. All governmental fund types are accounted for using a flow of current financial resources measurement focus. The financial statements for governmental funds are a balance sheet, which generally includes only current assets and current liabilities, and a statement of revenues, expenditures and changes in fund balances, which reports on the

# MONTEZUMA COUNTY, COLORADO

## NOTES TO THE FINANCIAL STATEMENTS

December 31, 2022

sources (i.e., revenues and other financing sources) and uses (i.e., expenditures and other financing uses) of current financial resources.

All proprietary fund types are accounted for on a flow of economic resources measurement focus. With this measurement focus, all assets and all liabilities associated with the operations of these funds are included on the statement of net position. The statement of revenues, expenses and changes in net position presents increases (i.e., revenues) and decreases (i.e., expenses) in net position. The statement of cash flows provides information about how the County finances and meets the cash flow needs of its proprietary activities.

Fiduciary funds are reported using the economic resources measurement focus.

**Basis of Accounting** – determines when transactions are recorded in the financial records and reported on the financial statements. County-wide financial statements are prepared using the accrual basis of accounting. Governmental funds use the modified accrual basis of accounting. Proprietary and fiduciary funds also use the accrual basis of accounting.

**Revenues- Exchange and Non-exchange Transactions-** Revenues resulting from exchange transactions, in which each party gives and receives essentially equal value are recorded on the accrual basis when the exchange takes place. On a modified accrual basis revenues are recorded in the fiscal year in which the resources are measurable and become available. Available means that the resources will be collected within the current fiscal year or are expected to be collected soon enough thereafter to be used to pay liabilities of the current fiscal year. For the County, available means expected to be received within sixty days of fiscal year-end.

Non-exchange transactions, in which the County receives value without directly giving equal value in return, include property taxes, grants, entitlements and donations. On an accrual basis, revenues from property taxes are recognized in the fiscal year for which the taxes are levied. Revenues from grants, entitlements and donations are recognized in the fiscal year in which all eligibility requirements have been satisfied. Eligibility requirements include timing requirements, which specify the year when the resources are required to be used or the fiscal year when used is first permitted, matching requirements, in which the County must provide local resources to be used for a specified purpose, and expenditure requirements, in which the resources are provided to the County on a reimbursement basis. On a modified accrual basis, revenue from non-exchange transactions must also be available before it can be recognized.

Under the modified accrual basis, the following revenue sources are considered to be both measurable and available at fiscal year-end: property taxes collected within 60 days after year-end, interest, and certain grants.

**Unearned Revenue-** arises when potential revenue does not meet both the “measurable” and “available” criteria for recognition in the current period. In subsequent periods, when both

# MONTEZUMA COUNTY, COLORADO

## NOTES TO THE FINANCIAL STATEMENTS

December 31, 2022

revenue recognition criteria are met, or when the County has a legal claim to the resources, the liability for unearned revenue is removed and revenue is recognized.

**Expenses/Expenditures-** On the accrual basis of accounting, expenses are recognized at the time they are incurred. The fair value of donated commodities used during the year is reported in the statement of revenues, expenses and changes in fund net position as an expense with a like amount reported as donated commodities revenue.

The measurement focus of governmental fund accounting is on decreases in net financial resources (expenditures) rather than expenses. Expenditures are generally recognized in the accounting period in which the related fund liability is incurred if measurable. Allocations of cost, such as depreciation and amortization, are not recognized in governmental funds.

**Budgets and Budgetary Accounting** – The County is required by Colorado Statutes to adopt annual budgets for all funds. Each budget is prepared on the same basis (U.S. GAAP basis) as that used for accounting purposes, except for the Landfill Fund, which is prepared essentially on the modified accrual basis of accounting. This basis of accounting is at variance with U.S. GAAP.

The following procedures are followed in establishing the budgetary data reflected in the financial statements:

Prior to October 20, the Budget Officer submits to the County Commissioners a proposed operating budget for the fiscal year commencing the following January 1.

The operating budget includes proposed expenditures and the means of financing them.

Public hearings are conducted to obtain comments.

Prior to December 31, the budget is legally adopted through passage of adoption and appropriations resolutions.

Formal budgetary integration is employed as a management control device during the year.

Department directors are authorized to transfer budget amounts within the department. However, the County Commissioners must approve any revisions that alter the total expenditures of any department.

Appropriations are adopted by resolution for each fund in total and lapse at the end of each year. Over-expenditures are not deemed to exist unless the fund as a total has expenditures in excess of appropriations.

**MONTEZUMA COUNTY, COLORADO**

**NOTES TO THE FINANCIAL STATEMENTS**

December 31, 2022

**Cash and Cash Equivalents** – for the purpose of the Statement of Cash Flows of the Enterprise Fund is considered to be all of the highly liquid investments with a maturity of six months or less.

**Short-term Inter-fund Receivables/Payables**- During the course of operations, certain transactions occur between individual funds for goods provided or services rendered. These receivables and payables are classified as internal balances on the County-wide statement of net position and, classified as due from other funds or due to other funds on the balance sheet.

**Inventories** – in the governmental funds consist of expendable supplies held for consumption, the cost of which is recorded as an expenditure at the time of purchase. Restrictions of fund balance have been established for the inventory balances.

**Capital Assets** – General capital assets are those assets not specifically related to activities reported in the proprietary funds. These assets generally result from expenditures in the governmental funds. These assets are reported in the governmental activities column of the county-wide statement of net position but are not reported in the fund financial statements. Capital assets utilized by the proprietary funds are reported both in the business-type activities column of the county-wide statements of net position and in the respective fund financial statements.

All capital assets are valued at historical cost or estimated historical cost if actual historical cost is not available. Donated general fixed assets are valued at their estimated fair value on the date donated. The County maintains a capitalization threshold of five thousand dollars.

All reported capital assets are depreciated. Depreciation is computed using the straight-line method over the following useful lives:

| Description                | <u>Governmental<br/>Activities<br/>Estimated Lives</u> | <u>Business-Type<br/>Activities<br/>Estimated Lives</u> |
|----------------------------|--|---|
| Buildings and Improvements | 20-50 Years  | 15-50 Years   |
| Furniture and Equipment    | 5-15 Years   | 5-20 Years  |
| Vehicles                   | 8 Years  | 5 Years   |

**Right to Use Assets**- The County has recorded right to use lease assets as a result of implementing GASB 87. The right to use assets are initially measured at an amount equal to the initial measurement of the related lease liability plus any lease payments made prior to the lease term, less lease incentives, and plus ancillary charges necessary to place the lease into service. The right to use assets are amortized on a straight-line basis over the life of the related lease.

# MONTEZUMA COUNTY, COLORADO

## NOTES TO THE FINANCIAL STATEMENTS

December 31, 2022

**Property Tax Revenue Recognition** – The County bills and collects its own property taxes as well as property taxes of all other taxing authorities within the County. The property taxes are levied and certified in December of the year prior to the year the taxes are collected. Property taxes become an enforceable lien on January 1 of each year. Secured property taxes are due in two equal installments on February 28 and June 15, and are delinquent after February 28 and June 15 respectively. The entire balance can be paid by April 30 without penalty. Property taxes levied are recorded as deferred revenues in the year levied, as they are not due until the following year. An allowance for un-collectible taxes is not provided as the un-collectible amounts were determined to be negligible based upon an analysis of historical trends.

**Compensated absences-** Compensated absences arise from policies concerning vacation and sick leave. County employees accrue unlimited sick leave on the basis of one working day per month. Unused accrued sick leave shall not be paid at the time of termination of the employee's service, except in the event the employee terminated voluntarily in good standing after 5 years of service with the County and the employee has reached eligible retirement age. Such employees will be paid at the rate of 50% of wages for actual accumulated sick days up to a maximum of 15 days for 5 to 10 years of service, 25 days for the following 5 years, 45 days for 21 to 30 years and 60 days for over 31 years of service. County employees are entitled to paid vacation after completion of six months of service. All full-time employees begin to accumulate vacation at the time of entry into service. The rate of accumulation varies from 1 day per month for the first five years of employment up to 2.5 days per month after 25 years of service. Vacation is accumulated throughout each calendar year, but the maximum accumulation is 17 days for the first five years of service, 20 days for the following five years and 23 days for eleven years and over. For the Sheriff's department only, vacation time accrued during a given calendar year must be used in the immediately following year or be forfeited.

**Accrued Liabilities and General Long-Term Obligations-** All payables, accrued liabilities and long-term obligations are reported in the county-wide financial statements, and all payables, accrued liabilities and long-term obligations payable from proprietary funds are reported on the proprietary fund financial statements.

In general, payables and accrued liabilities that will be paid from governmental funds are reported on the governmental fund financial statements regardless of whether they will be liquidated with current resources. However, claims and judgments, the non-current portion of capital leases, compensated absences, and special termination benefits that will be paid from governmental funds are reported as a liability in the fund financial statements only to the extent that they will be paid with current, expendable, available financial resources. In general, payment made within sixty days after year-end are considered to have been made with current available financial resources. Bonds and other long-term obligations that will be paid from governmental funds are not recognized as a liability in the fund financial.

# MONTEZUMA COUNTY, COLORADO

## NOTES TO THE FINANCIAL STATEMENTS

December 31, 2022

**Governmental Fund Balances-** In the governmental fund financial statements, fund balances are classified as follows:

**Non-spendable-** Amounts that cannot be spent either because they are in a non-spendable form or because they are legally or contractually required to be maintained intact. This includes inventory maintained in the Road and Bridge Fund.

**Restricted-** Amounts that can be used only for specific purposes because of state or federal laws, or externally imposed conditions by grantors or creditors. This includes the County's TABOR reserve.

**Committed-** Amounts that can be used only for specific purposes determined by a formal action by the Board of County Commissioners.

**Assigned-** Amounts that are designated by the Board of County Commissioners for a particular purpose but are not spendable until appropriated. This includes assignments for subsequent year's expenditures.

**Unassigned-** All amounts not included in the other spendable classifications.

**Use of Restricted Resources-**When an expense is incurred that can be paid using either restricted or unrestricted resources (net position), the County's policy is to first apply the expense toward restricted resources and then toward unrestricted resources. In governmental funds, the County's policy is to first apply the expenditure toward restricted fund balance and then to other less restrictive classifications-committed and then assigned fund balances before using unassigned fund balance.

**Net Position-** Net position represents the difference between assets and liabilities. Net investment in capital assets consists of capital assets, net of accumulated depreciation, reduced by the outstanding balances of any borrowings used for the acquisition, construction or improvement of those assets. Net position is reported as restricted when there are liabilities imposed on their use either through the enabling legislation adopted by the County or through external restrictions imposed by creditors, grantors or laws or regulations of other governments.

**Operating Revenues and Expenses-** Operating revenues are those revenues that are generated directly from the primary activity of the proprietary funds. For the County, these revenues are sales related to landfill operations and fleet services. Operating expenses are necessary costs incurred to provide the goods or services that are the primary activities of the fund. All revenues and expenses not meeting this definition are reported as non-operating revenues and expenses.

**MONTEZUMA COUNTY, COLORADO**

**NOTES TO THE FINANCIAL STATEMENTS**

December 31, 2022

**Inter-fund Transactions-** Quasi-external transactions are accounted for as revenues, expenditures or expenses. Transactions that constitute reimbursements to a fund for expenditures/expenses initially made from it that are properly applicable to another fund, are recorded as expenditures/expenses in the reimbursing fund and as reductions of expenditures/expenses in the fund that is reimbursed. All other inter-fund transactions, except quasi-external transactions and reimbursements, are reported as transfers.

**Estimates** – The preparation of financial statements in conformity with generally accepted accounting principles requires the use of management’s estimates.

**Cash and Investments** – The County Treasurer maintains a cash and investment pool that is available for use by all funds. Each fund type’s portion of this pool is displayed on the combined balance sheet as “Cash”.

Cash on the Combined Balance Sheet consisted of:

|                                       |                      |
|---------------------------------------|----------------------|
| Cash on hand                          | \$ 52,210            |
| Deposits and certificates of deposit  | 11,121,166           |
| Market linked certificates of deposit | 1,692,000            |
| Investments at cost                   | 26,227,340           |
| Total cash and investments            | <u>\$ 39,092,716</u> |

**Deposits-** The Colorado Public Deposit Protection Act (PDPA) governs the County’s cash deposits. The statutes specify eligible depositories for public cash deposits, which must be Colorado institutions and must maintain federal insurance on deposits held. Each eligible depository with deposits in excess of the insured levels must pledge a collateral pool of defined eligible assets, to be maintained by another institution or held in trust for all of its local government depositors as a group, with a market value at least equal to 102% of the uninsured deposits. The State Regulatory Commissions for banks and savings and loan associations are required by statute to monitor the naming of eligible depositories and the reporting of uninsured deposits and assets maintained in the collateral pools.

At December 31, the carrying amount of the County’s deposits was \$11,121,166 and the bank balance was \$12,496,069. Of the bank balance, \$1,000,000 was covered by federal depository insurance and \$11,496,069 was collateralized with securities held in single financial institution collateral pools as provided by statute. Collateral for uninsured deposits is held by banks in the name of a number of government accounts of which the County is a part. The carrying amount of the County’s market linked certificates of deposit was \$1,692,000 and the bank balance was \$1,692,000. The bank balances were fully insured by federal depository insurance.

**MONTEZUMA COUNTY, COLORADO**

**NOTES TO THE FINANCIAL STATEMENTS**

December 31, 2022

**Investments-** Colorado statutes define eligible investments for local governments. These include bonds and other interest-bearing obligations of or guaranteed by the United States government or its agencies, bonds which are direct obligations of the State of Colorado or any of its political subdivisions, repurchase agreements, commercial paper, guaranteed investment contracts and local government investment pools.

At December 31, the County had investments in two local government investment pools: the Colorado Government Liquid Asset Trust (COLOTRUST), and the Colorado Surplus Asset Fund Trust (CSAFE). These investment pools are investment vehicles established for local government entities in Colorado to pool surplus funds for investment purposes. The pools are routinely monitored by the Colorado Division of Securities with regard to their operations and investments, which are subject to provisions of C.R.S. Title 24, Article 75, Section 6. The fair value of the investments in the pools is the same as the value of the pool shares. None of these types of investments are categorized because they are not evidenced by securities that exist in physical or book form. COLOTRUST is rated AAAM from Standard and Poor's, and CSAFE is rated AAAM from Standard and Poor's.

At December 31, the County had invested in money market funds with LPL Financial. This account is used to hold money from the sale of government securities until they are reinvested. All funds in these accounts will be reinvested in investments approved by state stature. The money market accounts are rated AAA from Standard and Poor's. These investments are not categorized because they are not evidenced by securities that exist in physical or book form.

At December 31, the County had the following investments subject to interest rate risk:

| Investment Type        | Cost                 | Investment Maturities (in years) |                   |      |                 |
|------------------------|----------------------|----------------------------------|-------------------|------|-----------------|
|                        |                      | Less than<br>1                   | 1-5               | 6-10 | More than<br>10 |
| Investment Pools       |                      |                                  |                   |      |                 |
| COLOTRUST              | \$ 23,226,872        |                                  |                   |      |                 |
| CSAFE                  | 770,706              |                                  |                   |      |                 |
|                        | <u>23,997,578</u>    |                                  |                   |      |                 |
| LPL Money Market       | 535                  |                                  |                   |      |                 |
| Federal Home Loan Bond | 500,000              |                                  | \$ 500,000        |      |                 |
| FHLM Notes             | 480,000              |                                  | 480,000           |      |                 |
| US Treasury Notes      | 1,249,227            | \$ 1,249,227                     |                   |      |                 |
|                        |                      | <u>\$ 1,249,227</u>              | <u>\$ 980,000</u> |      |                 |
| Total                  | <u>\$ 26,227,340</u> |                                  |                   |      |                 |

The County does not have a formal policy limiting investment maturities that would help manage its exposure to fair value losses from increasing interest rates.

**MONTEZUMA COUNTY, COLORADO**

NOTES TO THE FINANCIAL STATEMENTS

December 31, 2022

**Retirement Plan** – The County is a member of the Colorado County Officials and Employees Retirement Association. All members of the Association are participants in a defined contribution retirement plan which was adopted and is administered to provide income after retirement in addition to benefits provided by Federal Social Security. All County employees are required to participate after six months of continuous service. Contributions made by the employee are a minimum of five percent and a maximum of ten percent of gross salary, at the employees’ discretion. Employees may make additional voluntary contributions not to exceed twenty five percent of compensation.

The County maintains no control over the plan, other than being a member of the Association. Employees are fully vested upon participation in the plan. The County has no unfunded liability under the plan. The total 2022 County payroll was \$12,750,375. The covered payroll for retirement plan purposes was \$12,458,183. The 2022 employer and employee contributions to the plan were \$631,527 and \$646,921 respectively. There were no County securities or other transactions included in the plan’s assets.

**Right to Use Leased Assets-** The County has right to use lease assets for leased vehicles. The related leases are discussed in the Leases subsection of the Long-Term Debt footnote. The right to use lease assets are amortized on a straight-line basis over the terms of the related leases.

Right to use asset activity for the year ended December 31, 2022:

|                                    | Balance<br>Jan 1, 2022 | Additions | Deletions | Balance<br>Dec 31, 2022 |
|------------------------------------|------------------------|-----------|-----------|-------------------------|
| Governmental Activities            |                        |           |           |                         |
| Right to use assets                |                        |           |           |                         |
| Lease vehicles                     | -                      | \$ 85,018 |           | \$ 85,018               |
| Total right to use assets          | -                      | 85,018    | -         | 85,018                  |
| Less accumulated amortization for: |                        |           |           |                         |
| Leased vehicles                    |                        | (21,255)  |           | (21,255)                |
| Total accumulated amortization     | -                      | (21,255)  | -         | (21,255)                |
| Right to use assets, net           | -                      | \$ 63,763 | -         | \$ 63,763               |

**MONTEZUMA COUNTY, COLORADO**

**NOTES TO THE FINANCIAL STATEMENTS**

December 31, 2022

**Capital Assets** – Capital asset activity for the fiscal year ended December 31, 2022:

|  | Capital<br>Assets<br>Jan 1, 2022 | Additions          | Deletions/<br>Transfers | Capital<br>Assets<br>Dec 31, 2022 |
|--|----------------------------------|--------------------|-------------------------|-----------------------------------|
| Governmental Activities                      |                                  |                    |                         |                                   |
| Capital assets, not being depreciated:       |                                  |                    |                         |                                   |
| Land   | \$ 1,344,190                     |                    |                         | \$ 1,344,190                      |
| Total capital assets not depreciated         | <u>1,344,190</u>                 | <u>-</u>           | <u>-</u>                | <u>1,344,190</u>                  |
| Capital assets, being depreciated:           |                                  |                    |                         |                                   |
| Buildings                                    | 23,483,773                       | \$ 35,562          |                         | 23,519,335                        |
| Equipment                                    | 12,682,914                       | 2,124,794          | \$ (102,878)            | 14,704,830                        |
| Infrastructure                               | 1,859,205                        |                    |                         | 1,859,205                         |
| Total capital assets being depreciated       | <u>38,025,892</u>                | <u>2,160,356</u>   | <u>(102,878)</u>        | <u>40,083,370</u>                 |
| Less accumulated depreciation for:           |                                  |                    |                         |                                   |
| Buildings                                    | (6,887,634)                      | (735,301)          |                         | (7,622,935)                       |
| Equipment                                    | (9,147,597)                      | (591,665)          | 102,878                 | (9,636,384)                       |
| Infrastructure                               | (1,563,636)                      | (30,834)           |                         | (1,594,470)                       |
| Total accumulated depreciation               | <u>(17,598,867)</u>              | <u>(1,357,800)</u> | <u>102,878</u>          | <u>(18,853,789)</u>               |
| Total capital assets, being depreciated, net | <u>20,427,025</u>                | <u>802,556</u>     | <u>-</u>                | <u>21,229,581</u>                 |
| Governmental Activities Capital Assets, net  | <u>\$ 21,771,215</u>             | <u>\$ 802,556</u>  | <u>\$ -</u>             | <u>\$ 22,573,771</u>              |
| Business Type Activities                     |                                  |                    |                         |                                   |
| Equipment and facilities                     | \$ 6,430,060                     | \$ 959,200         |                         | \$ 7,389,260                      |
| Less accumulated depreciation                | (4,065,952)                      | (348,339)          |                         | (4,414,291)                       |
| Business Type Activities Capital Assets net  | <u>\$ 2,364,108</u>              | <u>\$ 610,861</u>  | <u>-</u>                | <u>\$ 2,974,969</u>               |

Depreciation expense was charged as a direct expense to the following governmental programs:

|  |                     |
|--|---------------------|
| General government                       | \$ 9,887            |
| Public safety                            | 438,047             |
| Public works                             | 490,102             |
| Public health and welfare                | 70,417              |
| Culture and recreation                   | 68,279              |
| Unallocated                              | 281,068             |
| Total depreciation government activities | <u>\$ 1,357,800</u> |

MONTEZUMA COUNTY, COLORADO

NOTES TO THE FINANCIAL STATEMENTS

December 31, 2022

**Schedule of Social Services Costs Due To/From State of Colorado –**

|                              | Due To (From)     |
|------------------------------|-------------------|
| Colorado works               | \$ 85,268         |
| Child care                   | 1,243             |
| Child welfare                | 79,392            |
| County administration        | 75,369            |
| Core services                | 7,292             |
| Child support                | 9,268             |
| Adult protective services    | 12,531            |
| TANF IVD retained            | 440               |
| Aid to need disabled         | (3,547)           |
| Home care allowance          | (426)             |
| Old age pension              | 4,355             |
| Food assistance              | 105               |
| Federal and state incentives | 1,110             |
| Cost allocation plan         | 1,236             |
| Medicaid Collections         | (742)             |
| Net Amount Due From State    | <u>\$ 272,894</u> |

All Electronic Benefit transfers paid by the State of Colorado for Montezuma County are included in the financial statements.

**Long-Term Debt-** The County has incurred the following long-term debt.

**Governmental Activities:**

**Leases-** The County has entered into agreements to lease certain vehicles. The lease agreements qualify as other than short-term leases under GASB 87 and, therefore, have been recorded at the present value of the future minimum lease payments as of the date of their inception.

The first agreement was executed on June 1, 2022 to lease a sheriff vehicle and requires 48 monthly payments of \$1,038. The lease liability is measured at a discount rate of 6.37%, which is the stated rate in the lease agreement. As a result of the lease, the County has recorded a right to use asset with a net book value of \$32,896 at December 31, 2022.

The second agreement was executed on June 1, 2022 to lease a sheriff vehicle and requires 48 monthly payments of \$974. The lease liability is measured at a discount rate of 6.37%,

# MONTEZUMA COUNTY, COLORADO

## NOTES TO THE FINANCIAL STATEMENTS

December 31, 2022

which is the stated rate in the lease agreement. As a result of the lease, the County has recorded a right to use asset with a net book value of \$30,867 at December 31, 2022.

### ***Financed Purchase Agreements-***

In 2022, the County obtained an annually renewable equipment financed purchase agreement for two John Deere blades. The agreement is payable in 4 semi-annual installments of \$43,684 beginning in October of 2022 along with a final balloon payment of \$438,205 due in October of 2024. The blades are included in the capital assets at a cost of \$693,446 with accumulated depreciation of \$46,230. The agreement is serviced by the Road and Bridge Fund and the equipment serves as collateral.

In 2022, the County obtained an annually renewable equipment financed purchase agreement for two John Deere blades. The agreement is payable in 10 semi-annual installments of \$48,196 beginning in January of 2023 along with a final balloon payment of \$343,375 due in December of 2027. The blades are included in the capital assets at a cost of \$720,216 with accumulated depreciation of \$48,014. The agreement is serviced by the Road and Bridge Fund and the equipment serves as collateral.

***Changes in General Long-Term Debt-*** A summary of changes in long-term debt follows:

|                              | Balance<br>January 1,<br>2022 | Additions           | Deletions          | Balance<br>December 31,<br>2022 |
|------------------------------|-------------------------------|---------------------|--------------------|---------------------------------|
| Financed purchase agreements |                               | \$ 1,293,662        | \$ (43,684)        | \$ 1,249,978                    |
| Lease liabilities            |                               | 85,018              | (11,094)           | 73,924                          |
| Accrued compensation         | \$ 779,506                    | 8,086               |                    | 787,592                         |
| Total                        | <u>\$ 779,506</u>             | <u>\$ 1,386,766</u> | <u>\$ (54,778)</u> | <u>\$ 2,111,494</u>             |

Annual requirements to amortize the long-term debt is as follows:

**MONTEZUMA COUNTY, COLORADO**

NOTES TO THE FINANCIAL STATEMENTS

December 31, 2022

| Year Ending<br>December 31 | Lease Liabilities |                 | Financed<br>Purchase Agreements |                   |
|----------------------------|-------------------|-----------------|---------------------------------|-------------------|
|                            | Principal         | Interest        | Principal                       | Interest          |
| 2023                       | \$ 20,002         | \$ 4,131        | \$ 183,648                      | \$ 48,307         |
| 2024                       | 21,314            | 2,820           | 535,783                         | 42,499            |
| 2025                       | 22,711            | 1,422           | 75,275                          | 21,117            |
| 2026                       | 9,897             | 158             | 78,412                          | 17,980            |
| 2027                       |                   |                 | 376,860                         | 14,711            |
| Total                      | <u>\$ 73,924</u>  | <u>\$ 8,373</u> | <u>\$ 1,249,978</u>             | <u>\$ 144,614</u> |

**Interfund Operating Transfers-** consist of the following:

|                                | <u>Transfer In</u>  | <u>Transfer out</u> |
|--------------------------------|---------------------|---------------------|
| General Fund                   | \$ 916,384          | \$ 1,041,808        |
| Special Revenue Funds          |                     |                     |
| Public Health Fund             | 39,344              |                     |
| Law Enforcement Authority Fund |                     | 772,032             |
| Conservation Trust Fund        |                     | 143,832             |
| Road and Bridge Fund           |                     | 520                 |
| Capital Fund                   | 1,002,464           |                     |
|                                | <u>\$ 1,958,192</u> | <u>\$ 1,958,192</u> |

All transfers were made for the purpose of subsidizing the receiving fund.

**Fund Balance Restrictions and Assignments** – Nonspendable indicates amounts that cannot be spent, either because they are in nonspendable form or because they are legally or contractually required to be maintained intact. Restricted indicates that a portion of the fund balance can only be spent for specific purposes because of state or federal laws, or externally imposed conditions by grantors or creditors. Assigned indicates amounts that are designated for a specific purpose by the Board of County Commissioners but are not spendable until appropriated. The County uses the following restrictions and assignments:

**Non-spendable**

Inventory- indicates that the portion of fund balance represented by inventories is not available for appropriation and expenditure at the balance sheet date. Non-spendable fund balance related to inventory consists of \$50,000 in the Road and Bridge Fund.

**MONTEZUMA COUNTY, COLORADO**

**NOTES TO THE FINANCIAL STATEMENTS**

December 31, 2022

**Restricted**

TABOR- indicates that a portion of the fund balance has been segregated for expenditures for declared emergencies only. Fund balance restricted for TABOR consists of \$722,119 in the Emergency Reserve Fund and \$50,000 in the General Fund.

Cancer treatments-indicates that the fund balance within the Ormiston Fund is restricted for the payment of cancer treatments costs of qualified county residents.

Roads and bridges-indicates that the fund balance within the Road and Bridge Fund is restricted for construction and maintenance of County roads and bridges.

Public health and welfare-indicates that the fund balance of the Social Services Fund is restricted for the purpose of public health and welfare.

**Assigned for future expenditures-** indicates anticipated fund balance available for appropriation in the next budget year. Fund balances assigned for future expenditures consist of the following:

|                                  |                             |
|----------------------------------|-----------------------------|
| General Fund                     | \$ 23,007,229               |
| Special Revenue Funds            |                             |
| Contingent Fund                  | 595,335                     |
| Emergency Telephone Service Fund | 762,072                     |
| Sheriff's Forfeiture Fund        | 38,697                      |
| Conservation Trust Fund          | 644,157                     |
| Law Enforcement Authority Fund   | 1,445,107                   |
| Revolving Loan Fund              | 42,544                      |
| Lodger's Tax Fund                | 339,392                     |
| Public Health Fund               | 1,550,211                   |
| Capital Projects Funds           |                             |
| Capital Fund                     | 1,144,166                   |
| Total                            | <u><u>\$ 29,568,910</u></u> |

**Public Trustee** – The County Treasurer holds the office of the County Public Trustee. Public Trustees are named as trustees for Deeds of Trust and perform all the functions and exercise all the powers conferred upon them by the Deeds of Trust. These functions include releasing Deeds of Trust when indebtedness is paid in full, making sales whenever default occurs, issuing Certificates of Purchase and Certificates of Redemption of Trustee's Deeds.

**MONTEZUMA COUNTY, COLORADO**

**NOTES TO THE FINANCIAL STATEMENTS**

December 31, 2022

Fees for such services are used to cover related expenses and pay the Trustee an annual salary.

The accounts of the County Public Trustee consist of the following as of and for the year ended December 31, 2022:

|                           |                  |
|---------------------------|------------------|
| Cash at January 1, 2022   | \$ 49,529        |
| Revenues                  |                  |
| Interest and fees         | 22,664           |
| Expenditures              | (27,835)         |
| Cash at December 31, 2022 | <u>\$ 44,358</u> |

**Commitments and Contingent Liabilities** – There appear to be no commitments or contingencies that would pose a threat of significant liability to the County.

**Tax Spending, Revenue and Debt Limitations**- Colorado voters passed an amendment to the State Constitution, Article X, Section 20, which has several limitations, including revenue raising, spending abilities, and other specific requirements of state and local governments.

“Enterprises,” defined as government owned businesses authorized to issue revenue bonds and receiving less than 10 percent of their annual revenue in grants from all state and local governments combined, are excluded from the provisions of the Amendment.

Fiscal year spending and revenue limits are determined based on the prior year’s spending adjusted for inflation and local growth. Revenue in excess of the fiscal year spending limit must be refunded unless the voters approve retention of such revenue.

Fiscal year spending is generally defined as expenditures plus reserve increases with certain exceptions. Those exceptions include spending from certain revenue and financial sources such as federal funds, gifts, property sales, fund transfers, damage awards, and fund reserves.

The Amendment requires local governments to establish Emergency Reserves. These reserves must be at least 3% of fiscal year spending. Local governments are not allowed to use the emergency reserves to compensate for economic conditions, revenue shortfalls, or salary or benefit increases.

**MONTEZUMA COUNTY, COLORADO**

NOTES TO THE FINANCIAL STATEMENTS

December 31, 2022

The Amendment is complex and subject to judicial interpretation. The County believes it is in compliance with the requirements of the Amendment.

**Risk Management** – County Workers Compensation Pool – The County is exposed to various risks of loss related to injuries of employees while on the job. The County joined the County Workers’ Compensation Pool (CWCP), a public entity risk pool currently operating as a common risk management and insurance program for member counties. The County pays an annual contribution to CWCP for its workers’ compensation insurance coverage. The intergovernmental formation agreement of CWCP provides that the pool will be financially self-sustaining through member contributions and additional assessments, if necessary, and the pool will purchase excess insurance through commercial companies for members’ claims in excess of a specified self-insured retention, which is determined each policy year.

The County is exposed to various risks of loss related to torts; theft of, damage to, and destruction of assets, errors and omissions, injuries to employees, and natural disasters. The County has purchased commercial insurance for such risks. Settled claims resulting from these risks have not exceeded commercial insurance in any of the past three years.

Colorado Immunity Act – Under Colorado statutes, the County has immunity from liability in excess of \$150,000 per individual and \$600,000 per occurrence.

**Municipal Solid Waste Landfill-** The County assumed operation of the landfill in 1991 from the Cortez Sanitation District. The old inactive landfill areas have monitoring wells in place and closure and post-closure costs are not estimated to exceed normal operating costs.

Currently, the landfill is operating on a cell basis. An average “life to closure” has been estimated at 30 to 40 years for the cells. It is estimated that at December 31, 2022 74.5% of the capacity had been used. Engineer estimates have been obtained for anticipated closure and post-closure costs. The County is required to perform certain maintenance and monitoring functions for thirty years after closure. The expense and liability associated with these requirements are reflected in the financial statements of the Landfill Fund.

|                                 | <u>Estimated<br/>Costs</u>        | <u>Estimated<br/>Capacity<br/>Used</u> | <u>Accrued<br/>Closure<br/>Costs</u> |
|---------------------------------|-----------------------------------|--|--------------------------------------|
| Closure                         | \$ 1,390,411                      | 74.50%                                 | \$ 1,035,856                         |
| Post-closure                    | 767,559                           | 74.50%                                 | 571,831                              |
| Post-closure<br>Carver Landfill | 139,428                           | 100%                                   | 139,428                              |
| <b>Total</b>                    | <b><u><u>\$ 2,297,398</u></u></b> |  | <b><u><u>\$ 1,747,115</u></u></b>    |

# MONTEZUMA COUNTY, COLORADO

## NOTES TO THE FINANCIAL STATEMENTS

December 31, 2022

It is anticipated that the remaining amount will be recognized in the future as the landfill reaches capacity. These figures are estimates. The County has provided the “Financial Assurance for Compliance” required by the Colorado Department of Public Health and Environment.

**Compliance with Laws and Regulations**-The County may be in violation of State Statute. Expenditures exceeded appropriations in the Road and Bridge Fund, Public Health Fund, Conservation Trust Fund, Emergency Telephone Fund, Sheriff’s Forfeiture Fund, and the Lodgers Tax Fund.

**MONTEZUMA COUNTY, COLORADO**

Required Supplementary Information

December 31, 2022

Required supplementary information includes financial information and disclosures that are required by the GASB but are not considered a part of the basic financial statements.

Such information includes:

Budgetary Comparison Schedules

General Fund

Road and Bridge Fund

Social Services Fund

**MONTEZUMA COUNTY, COLORADO**

Schedule of Revenues, Expenditures and Changes in  
Fund Balances- Budget and Actual  
General Fund

For the Year Ended December 31, 2022

|   | Budgeted Amounts  |                   | Actual            | Variance<br>Favorable<br>(Unfavorable) |
|---|-------------------|-------------------|-------------------|--|
|   | Original          | Final             |                   |  |
| <b>Revenues</b>                           |                   |                   |                   |  |
| Taxes                                     |                   |                   |                   |  |
| General property taxes                    | \$ 6,416,611      | \$ 6,416,611      | \$ 6,410,028      | \$ (6,583)                             |
| Specific ownership taxes                  | 725,225           | 725,225           | 822,568           | 97,343                                 |
| Delinquent tax and interest               | 7,700             | 7,700             | 227,926           | 220,226                                |
| Severance taxes                           | 7,150             | 7,150             | 521,412           | 514,262                                |
| Tobacco products taxes                    | 6,844             | 6,844             | 7,070             | 226                                    |
| <b>Total taxes</b>                        | <b>7,163,530</b>  | <b>7,163,530</b>  | <b>7,989,004</b>  | <b>825,474</b>                         |
| Intergovernmental revenues                |                   |                   |                   |  |
| Payment in lieu of taxes                  | 179,364           | 179,364           | 204,488           | 25,124                                 |
| Mineral leasing                           | 200,000           | 1,202,674         | 1,202,674         | -                                      |
| Grants                                    |                   |                   |                   |  |
| SLFRF grant                               | 2,542,871         | 2,542,871         | 2,542,871         | -                                      |
| LATCF grant                               |                   | 1,543,937         |                   | (1,543,937)                            |
| Public safety grants                      | 406,235           | 556,069           | 691,238           | 135,169                                |
| Senior services and transportation grants | 436,525           | 436,525           | 486,287           | 49,762                                 |
| Other grants                              | 37,561            | 236,670           | 99,184            | (137,486)                              |
| <b>Total intergovernmental revenues</b>   | <b>3,802,556</b>  | <b>6,698,110</b>  | <b>5,226,742</b>  | <b>(1,471,368)</b>                     |
| Charges for services                      |                   |                   |                   |  |
| General government                        | 55,000            | 55,000            | 148,643           | 93,643                                 |
| Community intervention                    | 199,645           | 199,645           | 196,802           | (2,843)                                |
| Senior nutrition and transportation       | 250,000           | 250,000           | 217,995           | (32,005)                               |
| County fair and fairground user fees      | 90,000            | 90,000            | 111,274           | 21,274                                 |
| <b>Total charges for services</b>         | <b>594,645</b>    | <b>594,645</b>    | <b>674,714</b>    | <b>80,069</b>                          |
| Fines and forfeitures                     |                   |                   |                   |  |
| Court fines                               | 35,000            | 35,000            | 45,626            | 10,626                                 |
| <b>Total fines and forfeitures</b>        | <b>35,000</b>     | <b>35,000</b>     | <b>45,626</b>     | <b>10,626</b>                          |
| Earnings on investments                   | 200,000           | 200,000           | 454,133           | 254,133                                |
| Miscellaneous revenues                    |                   |                   |                   |  |
| Rents and royalties                       | 140,000           | 140,000           | 286,227           | 146,227                                |
| Reimbursements                            | 128,560           | 128,560           | 288,534           | 159,974                                |
| Other                                     | 50,000            | 50,000            | 106,696           | 56,696                                 |
| <b>Total miscellaneous revenues</b>       | <b>318,560</b>    | <b>318,560</b>    | <b>681,457</b>    | <b>362,897</b>                         |
| Fee accounts                              |                   |                   |                   |  |
| Sheriff fees                              | 540,000           | 450,000           | 397,966           | (52,034)                               |
| Clerk fees                                | 578,825           | 578,825           | 621,093           | 42,268                                 |
| Treasurers fees                           | 204,425           | 204,425           | 247,649           | 43,224                                 |
| Public trustee fees                       | 30,000            | 30,000            | 39,039            | 9,039                                  |
| <b>Total fee accounts</b>                 | <b>1,353,250</b>  | <b>1,263,250</b>  | <b>1,305,747</b>  | <b>42,497</b>                          |
| <b>Total revenues</b>                     | <b>13,467,541</b> | <b>16,273,095</b> | <b>16,377,423</b> | <b>104,328</b>                         |

(continued)

**MONTEZUMA COUNTY, COLORADO**

Schedule of Revenues, Expenditures and Changes in  
Fund Balances- Budget and Actual  
General Fund

For the Year Ended December 31, 2022

|                                    | Budgeted Amounts |            | Actual     | Variance<br>Favorable<br>(Unfavorable) |
|------------------------------------|------------------|------------|------------|--|
|                                    | Original         | Final      |            |  |
| <b>Expenditures</b>                |                  |            |            |  |
| General government                 |                  |            |            |  |
| Board of county commissioners      | \$ 392,692       | \$ 392,692 | \$ 344,829 | \$ 47,863                              |
| Planning department                | 164,561          | 169,061    | 185,077    | (16,016)                               |
| Clerk                              | 1,063,701        | 1,063,701  | 683,029    | 380,672                                |
| Treasurer                          | 307,104          | 307,104    | 288,809    | 18,295                                 |
| Public trustee                     | 20,000           | 20,000     | 16,835     | 3,165                                  |
| Assessor                           | 546,064          | 546,064    | 425,299    | 120,765                                |
| Attorney                           | 276,054          | 276,054    | 281,729    | (5,675)                                |
| Grounds and buildings              | 882,858          | 882,858    | 745,234    | 137,624                                |
| Administration                     | 428,431          | 428,431    | 524,085    | (95,654)                               |
| Elections                          | 106,250          | 106,250    | 120,274    | (14,024)                               |
| Extention services                 | 145,605          | 145,605    | 132,851    | 12,754                                 |
| Veteran's office                   | 121,456          | 121,456    | 115,104    | 6,352                                  |
| Purchasing                         | 71,550           | 71,550     | 46,069     | 25,481                                 |
| Computer services and mapping      | 631,165          | 631,165    | 634,869    | (3,704)                                |
| Surveyor                           | 5,967            | 5,967      | 3,771      | 2,196                                  |
| Natural resources and public lands | 338,491          | 338,491    | 98,969     | 239,522                                |
| COVID expenditures                 |                  |            |            | -                                      |
| Miscellaneous                      | 715,204          | 715,204    | 657,716    | 57,488                                 |
| Total general government           | 6,217,153        | 6,221,653  | 5,304,549  | 917,104                                |
| Public safety                      |                  |            |            |  |
| Sheriff administration             | 4,280,733        | 4,615,689  | 4,169,018  | 446,671                                |
| Coroner                            | 148,620          | 148,620    | 160,797    | (12,177)                               |
| District attorney                  | 944,873          | 944,873    | 944,873    | -                                      |
| Jail                               | 2,907,731        | 2,907,731  | 2,659,017  | 248,714                                |
| Animal control                     | 27,500           | 27,500     | 27,500     | -                                      |
| Emergency management               | 101,380          | 101,380    | 95,626     | 5,754                                  |
| Total public safety                | 8,410,837        | 8,745,793  | 8,056,831  | 688,962                                |
| Health and welfare                 |                  |            |            |  |
| Senior services and transportation | 586,753          | 586,753    | 599,957    | (13,204)                               |
| Community intervention             | 408,285          | 408,285    | 238,287    | 169,998                                |
| Total health and welfare           | 995,038          | 995,038    | 838,244    | 156,794                                |

(continued)

**MONTEZUMA COUNTY, COLORADO**

Schedule of Revenues, Expenditures and Changes in  
Fund Balances- Budget and Actual  
General Fund

For the Year Ended December 31, 2022

|  | Budgeted Amounts    |                      | Actual               | Variance<br>Favorable<br>(Unfavorable) |
|--|---------------------|----------------------|----------------------|--|
|  | Original            | Final                |                      |  |
| Expenditures (continued)   |                     |                      |                      |  |
| Culture and recreation   |                     |                      |                      |  |
| County fair  | \$ 71,362           | \$ 71,362            | \$ 56,256            | \$ 15,106                              |
| Fairgrounds  | 200,900             | 200,900              | 127,719              | 73,181                                 |
| Conservation trust   | 95,445              | 149,761              | 149,760              | 1                                      |
| Total culture and recreation   | <u>367,707</u>      | <u>422,023</u>       | <u>333,735</u>       | <u>88,288</u>                          |
| <b>Total expenditures</b>  | <u>15,990,735</u>   | <u>16,384,507</u>    | <u>14,533,359</u>    | <u>1,851,148</u>                       |
| Excess (deficit) of revenues over (under) expenditures   | <u>(2,523,194)</u>  | <u>(111,412)</u>     | <u>1,844,064</u>     | <u>1,955,476</u>                       |
| <b>Other financing sources (uses)</b>  |                     |                      |                      |  |
| Net operating transfers in (out)   | (20,014)            | 2,004,925            | (125,424)            | (2,130,349)                            |
| <b>Total other financing sources (uses)</b>  | <u>(20,014)</u>     | <u>2,004,925</u>     | <u>(125,424)</u>     | <u>(2,130,349)</u>                     |
| <b>Excess (deficit) of revenues and other financing sources<br/>over (under) expenditures and other financing<br/>uses</b> | <u>(2,543,208)</u>  | <u>1,893,513</u>     | <u>1,718,640</u>     | <u>(174,873)</u>                       |
| Fund balance, beginning  | 9,850,363           | 21,338,589           | 21,338,589           | -                                      |
| <b>Fund balance, ending</b>  | <u>\$ 7,307,155</u> | <u>\$ 23,232,102</u> | <u>\$ 23,057,229</u> | <u>\$ (174,873)</u>                    |

**MONTEZUMA COUNTY, COLORADO**

Schedule of Revenues, Expenditures and Changes in  
Fund Balance- Budget and Actual  
Road and Bridge Fund

For the Year Ended December 31, 2022

|   | Budgeted Amounts    |                     | Actual              | Variance<br>Favorable<br>(Unfavorable) |
|---|---------------------|---------------------|---------------------|--|
|   | Original            | Final               |                     |  |
| <b>Revenues</b>   |                     |                     |                     |  |
| Taxes   |                     |                     |                     |  |
| General property taxes  | \$ 1,853,616        | \$ 1,853,616        | \$ 1,394,580        | \$ (459,036)                           |
| Specific ownership taxes  | 142,111             | 142,111             | 307,470             | 165,359                                |
| Delinquent taxes and interest   | 7,200               | 7,200               | 56,380              | 49,180                                 |
| <b>Total taxes</b>  | <b>2,002,927</b>    | <b>2,002,927</b>    | <b>1,758,430</b>    | <b>(244,497)</b>                       |
| Intergovernmental revenues  |                     |                     |                     |  |
| Federal shared revenues   |                     |                     |                     |  |
| Forest Service  | 339,238             | 339,238             | 143,079             | (196,159)                              |
| Mineral leasing   | 200,000             | 200,000             | 200,000             | -                                      |
| State shared revenues   |                     |                     |                     |  |
| Highway user's tax  | 2,684,078           | 2,684,078           | 2,790,685           | 106,607                                |
| Additional motor vehicle registration fee   | 91,390              | 91,390              | 96,786              | 5,396                                  |
| Grants  | 156,380             | 156,380             | 494,638             | 338,258                                |
| <b>Total intergovernmental revenues</b>   | <b>3,471,086</b>    | <b>3,471,086</b>    | <b>3,725,188</b>    | <b>254,102</b>                         |
| Miscellaneous revenues  |                     |                     |                     |  |
| Permits and charges for services  | 220,155             | 220,155             | 649,642             | 429,487                                |
| Sale of assets  | 25,000              | 25,000              | 240,000             | 215,000                                |
| Impact fees   | 127,370             | 127,370             | 310,661             | 183,291                                |
| Other   | 20,100              | 20,100              | 22,125              | 2,025                                  |
| <b>Total miscellaneous revenues</b>   | <b>392,625</b>      | <b>392,625</b>      | <b>1,222,428</b>    | <b>829,803</b>                         |
| <b>Total revenues</b>   | <b>5,866,638</b>    | <b>5,866,638</b>    | <b>6,706,046</b>    | <b>839,408</b>                         |
| <b>Expenditures</b>   |                     |                     |                     |  |
| Current operating   |                     |                     |                     |  |
| Public Works  |                     |                     |                     |  |
| Administration  | 188,022             | 188,022             | 189,107             | (1,085)                                |
| Maintenance of condition  | 4,685,920           | 4,685,920           | 6,003,991           | (1,318,071)                            |
| Snow and ice removal  | 167,326             | 167,326             | 221,391             | (54,065)                               |
| System preservation   | 2,061,860           | 2,061,860           | 1,949,875           | 111,985                                |
| Payments to cities  | 304,820             | 304,820             | 147,885             | 156,935                                |
| Debt service  |                     |                     |                     |  |
| Principal   |                     |                     | 43,684              | 43,684                                 |
| <b>Total public works</b>   | <b>7,407,948</b>    | <b>7,407,948</b>    | <b>8,555,933</b>    | <b>(1,147,985)</b>                     |
| <b>Total expenditures</b>   | <b>7,407,948</b>    | <b>7,407,948</b>    | <b>8,555,933</b>    | <b>(1,147,985)</b>                     |
| Excess (deficit) of revenues<br>over (under) expenditures   | <b>(1,541,310)</b>  | <b>(1,541,310)</b>  | <b>(1,849,887)</b>  | <b>(308,577)</b>                       |
| Other financing sources (uses)  |                     |                     |                     |  |
| Proceeds from financed purchase agreements  |                     |                     | 1,293,662           | 1,293,662                              |
| Transfers out   |                     |                     | (520)               | (520)                                  |
| <b>Total other financing sources (uses)</b>   | <b>-</b>            | <b>-</b>            | <b>1,293,142</b>    | <b>1,293,142</b>                       |
| <b>Excess (deficit) of other financing sources over (under)<br/>  expenditures and other financing uses</b> | <b>(1,541,310)</b>  | <b>(1,541,310)</b>  | <b>(556,745)</b>    | <b>984,565</b>                         |
| Fund balance, beginning   | 7,813,785           | 4,625,848           | 4,625,848           | -                                      |
| <b>Fund balance, ending</b>   | <b>\$ 6,272,475</b> | <b>\$ 3,084,538</b> | <b>\$ 4,069,103</b> | <b>\$ 984,565</b>                      |

**MONTEZUMA COUNTY, COLORADO**

Schedule of Revenue, Expenditures and Changes in  
Fund Balance - Budget and Actual  
Social Services Fund  
For the year Ended December 31, 2022

|   | Budgeted Amounts  |                   | Actual            | Variance                   |
|---|-------------------|-------------------|-------------------|----------------------------|
|   | Original          | Final             |                   | Favorable<br>(Unfavorable) |
| <b>Revenues</b>                         |                   |                   |                   |                            |
| Taxes                                   |                   |                   |                   |                            |
| General Property Taxes                  | \$ 473,638        | \$ 473,638        | \$ 500,205        | \$ 26,567                  |
| Specific Ownership Taxes                | 44,378            | 44,378            | 60,714            | 16,336                     |
| <b>Total taxes</b>                      | <b>518,016</b>    | <b>518,016</b>    | <b>560,919</b>    | <b>42,903</b>              |
| Intergovernmental revenues              |                   |                   |                   |                            |
| Programs settled by CFMS                |                   |                   |                   |                            |
| Colorado Works                          | 1,323,625         | 1,323,625         | 880,039           | (443,586)                  |
| Child Care                              | 909,039           | 909,039           | 569,071           | (339,968)                  |
| Child Welfare                           | 1,943,736         | 1,848,736         | 1,862,557         | 13,821                     |
| Administration                          | 1,461,263         | 1,794,263         | 1,422,865         | (371,398)                  |
| Core Services                           | 346,091           | 346,091           | 208,751           | (137,340)                  |
| Child Support                           | 182,489           | 113,489           | 120,185           | 6,696                      |
| LEAP                                    | 1,087,640         | 918,640           | 608,464           | (310,176)                  |
| Adult Protective Services               | 171,197           | 171,197           | 141,573           | (29,624)                   |
| Aid to Needy Disabled                   | 185,475           | 185,475           | 105,547           | (79,928)                   |
| Home Care Allowance                     | 112,080           | 112,080           | 77,946            | (34,134)                   |
| Old Age Pension                         | 566,404           | 566,404           | 448,735           | (117,669)                  |
| Food Assistance                         | 12,729,878        | 15,279,878        | 15,151,958        | (127,920)                  |
| Tanf Collections EBT                    | (3,455)           | (3,455)           | (11,243)          | (7,788)                    |
| State and Federal Incentives            | 18,426            | 18,426            | 116,830           | 98,404                     |
| TANF Collections IVD Retained           | (32,304)          | (32,304)          | (64,711)          | (32,407)                   |
| Medicaid Collections                    | (1,048)           | (1,048)           | (16,750)          | (15,702)                   |
| <b>Total Programs settled by CFMS</b>   | <b>21,000,536</b> | <b>23,550,536</b> | <b>21,621,817</b> | <b>(1,928,719)</b>         |
| Other                                   |                   |                   |                   |                            |
| Integrated Care Management              | 128,248           | 128,248           | 128,998           | 750                        |
| Title IV-B PSSF                         | 301,957           |                   | 156,281           | 156,281                    |
| Other                                   |                   |                   | 51,944            | 51,944                     |
| <b>Total Other</b>                      | <b>430,205</b>    | <b>128,248</b>    | <b>337,223</b>    | <b>208,975</b>             |
| <b>Total Intergovernmental revenues</b> | <b>21,430,741</b> | <b>23,678,784</b> | <b>21,959,040</b> | <b>(1,719,744)</b>         |
| <b>Total Revenues</b>                   | <b>21,948,757</b> | <b>24,196,800</b> | <b>22,519,959</b> | <b>(1,676,841)</b>         |

Continued

**MONTEZUMA COUNTY, COLORADO**

Schedule of Revenue, Expenditures and Changes in  
Fund Balance - Budget and Actual  
Social Services Fund  
For the year Ended December 31, 2022

|   | Budgeted Amounts  |                   | Actual              | Variance                   |
|---|-------------------|-------------------|---------------------|----------------------------|
|   | Original          | Final             |                     | Favorable<br>(Unfavorable) |
| <b>Expenditures</b>   |                   |                   |                     |                            |
| Health and Welfare  |                   |                   |                     |                            |
| Programs settled by CFMS  |                   |                   |                     |                            |
| Colorado Works  | \$ 1,323,625      | 1,323,625         | \$ 1,021,452        | \$ 302,173                 |
| Child Care  | 909,039           | 814,039           | 649,568             | 164,471                    |
| Child Welfare   | 2,381,797         | 2,381,797         | 2,283,097           | 98,700                     |
| Administration  | 1,489,422         | 1,822,422         | 1,636,777           | 185,645                    |
| Core Services   | 386,587           | 386,587           | 213,798             | 172,789                    |
| Child Support   | 276,498           | 207,498           | 173,143             | 34,355                     |
| LEAP  | 1,087,640         | 918,640           | 608,464             | 310,176                    |
| Adult Protective Services   | 213,996           | 213,996           | 176,966             | 37,030                     |
| Aid to Needy Disabled   | 231,844           | 231,844           | 131,933             | 99,911                     |
| Home Care Allowance   | 117,979           | 117,979           | 82,048              | 35,931                     |
| Old Age Pension   | 566,404           | 566,404           | 448,735             | 117,669                    |
| Food Assistance   | 12,729,878        | 15,279,878        | 15,151,958          | 127,920                    |
| Tanf Collections EBT  | (3,455)           | (3,455)           | (14,053)            | 10,598                     |
| Tanf Collections IVD Retained   | (41,724)          | (41,724)          | (80,888)            | 39,164                     |
| Medicaid Collections  | (1,048)           | (1,048)           | (16,751)            | 15,703                     |
| Total Programs settled by CFMS  | <u>21,668,482</u> | <u>24,218,482</u> | <u>22,466,247</u>   | <u>1,752,235</u>           |
| Other   |                   |                   |                     |                            |
| Integrated Care Management  | 128,248           | 128,248           | 128,998             | (750)                      |
| Title IV-B PSSF   | 301,957           |                   | 156,281             | (156,281)                  |
| Other   | 248,387           | 248,387           | 38,427              | 209,960                    |
| Total Other   | <u>678,592</u>    | <u>376,635</u>    | <u>323,706</u>      | <u>52,929</u>              |
| <b>Total expenditures</b>   | <u>22,347,074</u> | <u>24,595,117</u> | <u>22,789,953</u>   | <u>1,805,164</u>           |
| <b>Excess revenues over (under) expenditures</b>  | <u>(398,317)</u>  | <u>(398,317)</u>  | <u>(269,994)</u>    | <u>128,323</u>             |
| <b>Excess (deficit) of other financing sources over (under) expenditures and other financing uses</b> | <u>(398,317)</u>  | <u>(398,317)</u>  | <u>(269,994)</u>    | <u>128,323</u>             |
| Fund balance, beginning   | 1,203,579         | 1,203,579         | 1,331,777           | 128,198                    |
| <b>Fund balance, ending</b>   | <u>\$ 805,262</u> | <u>\$ 805,262</u> | <u>\$ 1,061,783</u> | <u>\$ 256,521</u>          |

**MONTEZUMA COUNTY, COLORADO**

Other Supplementary Information

December 31, 2022

Other supplementary information includes financial statements and schedules not required by the GASB, or a part of the basic financial statements, but are presented for purposes of additional analysis.

These statements and schedules include:

Combining Statements- Nonmajor governmental funds

Budgetary Comparison Schedules- Nonmajor governmental funds

Budgetary Comparison Schedule-Capital Fund

Budgetary Comparison Schedule-Enterprise Fund

## MONTEZUMA COUNTY, COLORADO

### Nonmajor Governmental Funds

December 31, 2022

#### **Special Revenue Funds**

Special revenue funds are used to account for taxes and other designated revenues of the County which are used for a specified purpose as required by law or administrative action.

##### **Public Health Fund**

This fund is required by state statute to account for the County's public health operations.

##### **Conservation Trust Fund**

This fund accounts for the County's share of lottery proceeds from the state to pay for local conservation efforts.

##### **Clara Ormiston Fund**

This fund accounts for money received from the Clara Ormiston Trust to help residents of the county with health care costs for the treatment of cancer.

##### **Emergency Telephone Service Fund**

This fund accounts for an emergency telephone service system in Montezuma County.

##### **Sheriff's Department Forfeiture Fund**

This fund was established pursuant to Section 16-13-506 C.R.S. to account for proceeds from property ordered by the court to be forfeited and used for nonoperating purposes.

##### **Revolving Loan Fund**

The Housing and Community Development Act of 1974 has established a Community Development Block Grant program to support economic development projects that create or retain jobs and which contribute to sound overall community development at the local level. The Revolving Loan Fund accounts for the revenue and expenditures relative to these federal monies.

##### **Lodgers' Tax Fund**

This fund accounts for the lodgers' tax revenue collected by merchants to be used for the promotion of Montezuma County.

##### **Emergency Reserve Fund**

This fund accounts for a portion of the County fund balance that was set aside to meet the emergency reserve required by TABOR. This fund had no activity during the current year.

##### **Contingent Fund**

This fund is required by state law. This fund accounts for expenditures not reasonably foreseen at the time the budget is adopted. This fund had no activity during the year.

##### **Law Enforcement Authority**

This fund was created in 2008 to account for the voter approved levy of property taxes to provide increased funding for public safety operations of the County.

**MONTEZUMA COUNTY**  
 Combining Balance Sheet  
 Non Major Governmental Funds

December 31, 2022

|   | Special Revenue Funds |                         |                     |                          |                          |                     |                   |                        |                   |                                | Total               |
|---|-----------------------|-------------------------|---------------------|--------------------------|--------------------------|---------------------|-------------------|------------------------|-------------------|--------------------------------|---------------------|
|   | Public Health Fund    | Conservation Trust Fund | Clara Ormiston Fund | Emergency Telephone Fund | Sheriffs Forfeiture Fund | Revolving Loan Fund | Lodgers Tax Fund  | Emergency Reserve Fund | Contingent Fund   | Law Enforcement Authority Fund |                     |
| <b>Assets</b>                             |                       |                         |                     |                          |                          |                     |                   |                        |                   |                                |                     |
| Cash                                      | \$ 1,660,854          | \$ 641,407              | \$ 60,700           | \$ 762,072               | \$ 38,697                | \$ 42,544           | \$ 339,392        | \$ 722,119             | \$ 595,335        | \$ 1,445,107                   | \$ 6,308,227        |
| Due from other governments                | 52,582                |                         |                     |                          |                          |                     |                   |                        |                   |                                | 52,582              |
| Other receivables                         |                       | 2,750                   | 14                  |                          |                          |                     |                   |                        |                   |                                | 2,764               |
| <b>Total Assets</b>                       | <b>\$ 1,713,436</b>   | <b>\$ 644,157</b>       | <b>\$ 60,714</b>    | <b>\$ 762,072</b>        | <b>\$ 38,697</b>         | <b>\$ 42,544</b>    | <b>\$ 339,392</b> | <b>\$ 722,119</b>      | <b>\$ 595,335</b> | <b>\$ 1,445,107</b>            | <b>\$ 6,363,573</b> |
| <b>Liabilities</b>                        |                       |                         |                     |                          |                          |                     |                   |                        |                   |                                |                     |
| Accrued payroll liabilities               | \$ 60,458             |                         |                     |                          |                          |                     |                   |                        |                   |                                | \$ 60,458           |
| Unearned grant revenue                    | 102,767               |                         |                     |                          |                          |                     |                   |                        |                   |                                | 102,767             |
| <b>Total Liabilities</b>                  | <b>163,225</b>        |                         |                     |                          |                          |                     |                   |                        |                   |                                | <b>163,225</b>      |
| <b>Fund Balance</b>                       |                       |                         |                     |                          |                          |                     |                   |                        |                   |                                |                     |
| Restricted                                |                       |                         | \$ 60,714           |                          |                          |                     |                   | \$ 722,119             |                   |                                | 60,714              |
| Cancer treatments TABOR                   |                       |                         |                     |                          |                          |                     |                   |                        |                   |                                | 722,119             |
| Unrestricted                              |                       |                         |                     |                          |                          |                     |                   |                        |                   |                                |                     |
| Assigned for future year's expenditures   | 1,550,211             | \$ 644,157              |                     | \$ 762,072               | \$ 38,697                | \$ 42,544           | \$ 339,392        | \$ 595,335             | \$ 1,445,107      | \$ 5,417,515                   | 6,200,348           |
| <b>Total Fund Balance</b>                 | <b>1,550,211</b>      | <b>644,157</b>          | <b>60,714</b>       | <b>762,072</b>           | <b>38,697</b>            | <b>42,544</b>       | <b>339,392</b>    | <b>722,119</b>         | <b>595,335</b>    | <b>1,445,107</b>               | <b>6,200,348</b>    |
| <b>Total Liabilities and Fund Balance</b> | <b>\$ 1,713,436</b>   | <b>\$ 644,157</b>       | <b>\$ 60,714</b>    | <b>\$ 762,072</b>        | <b>\$ 38,697</b>         | <b>\$ 42,544</b>    | <b>\$ 339,392</b> | <b>\$ 722,119</b>      | <b>\$ 595,335</b> | <b>\$ 1,445,107</b>            | <b>\$ 6,363,573</b> |

**MONTEZUMA COUNTY**  
 Combining Statement of Revenues, Expenditures, and Changes in Fund Balances  
 Non Major Governmental Funds

For the Year Ended December 31, 2022

|  | Special Revenue Funds |                         |                     |                          |                           |                     |                   |                        |                   |                                | Total               |
|--|-----------------------|-------------------------|---------------------|--------------------------|---------------------------|---------------------|-------------------|------------------------|-------------------|--------------------------------|---------------------|
|  | Public Health Fund    | Conservation Trust Fund | Clara Ormiston Fund | Emergency Telephone Fund | Sheriff's Forfeiture Fund | Revolving Loan Fund | Lodgers Tax Fund  | Emergency Reserve Fund | Contingent Fund   | Law Enforcement Authority Fund |                     |
| <b>Revenues</b>  |                       |                         |                     |                          |                           |                     |                   |                        |                   |                                |                     |
| Taxes  | \$ 2,752,186          | \$ 143,730              |                     |                          |                           | \$ 329,283          |                   |                        |                   | \$ 809,297                     | \$ 1,138,580        |
| Intergovernmental Charges for services   | 533,047               |                         |                     | \$ 552,855               | \$ 45,022                 |                     |                   |                        |                   |                                | 2,895,916           |
| Earnings on investments  |                       | 12,360                  | \$ 4,036            |                          | 22                        | \$ 157              |                   |                        |                   |                                | 1,130,924           |
|  |                       |                         |                     |                          |                           |                     |                   |                        |                   |                                | 16,575              |
| <b>Total Revenues</b>  | <b>3,285,233</b>      | <b>156,090</b>          | <b>4,036</b>        | <b>552,855</b>           | <b>45,044</b>             | <b>157</b>          | <b>329,283</b>    | <b>-</b>               | <b>-</b>          | <b>809,297</b>                 | <b>5,181,995</b>    |
| <b>Expenditures</b>  |                       |                         |                     |                          |                           |                     |                   |                        |                   |                                |                     |
| General government   |                       |                         |                     |                          |                           |                     | 264,000           |                        |                   |                                | 264,000             |
| Public safety  |                       |                         |                     | 342,721                  | 31,507                    |                     |                   |                        |                   |                                | 374,228             |
| Public Health  | 2,925,805             |                         |                     |                          |                           |                     |                   |                        |                   |                                | 2,925,805           |
| <b>Total expenditures</b>  | <b>2,925,805</b>      | <b>-</b>                | <b>-</b>            | <b>342,721</b>           | <b>31,507</b>             | <b>-</b>            | <b>264,000</b>    | <b>-</b>               | <b>-</b>          | <b>-</b>                       | <b>3,564,033</b>    |
| Excess revenues over (under) expenditures  | 359,428               | 156,090                 | 4,036               | 210,134                  | 13,537                    | 157                 | 65,283            | -                      | -                 | 809,297                        | 1,617,962           |
| <b>Other financing sources (uses)</b>  |                       |                         |                     |                          |                           |                     |                   |                        |                   |                                |                     |
| Operating transfers in (out)   | 39,344                | (143,832)               |                     |                          |                           |                     |                   |                        |                   | (772,032)                      | (876,520)           |
| <b>Total other financing sources (uses)</b>  | <b>39,344</b>         | <b>(143,832)</b>        | <b>-</b>            | <b>-</b>                 | <b>-</b>                  | <b>-</b>            | <b>-</b>          | <b>-</b>               | <b>-</b>          | <b>(772,032)</b>               | <b>(876,520)</b>    |
| <b>Excess (deficit) of revenues and other financing sources over (under) expenditures and other financing uses</b> | <b>398,772</b>        | <b>12,258</b>           | <b>4,036</b>        | <b>210,134</b>           | <b>13,537</b>             | <b>157</b>          | <b>65,283</b>     | <b>-</b>               | <b>-</b>          | <b>37,265</b>                  | <b>741,442</b>      |
| Fund Balances beginning of the year  | 1,151,439             | 631,899                 | 56,678              | 551,938                  | 25,160                    | 42,387              | 274,109           | \$ 722,119             | \$ 595,335        | 1,407,842                      | 5,458,906           |
| <b>Fund Balances end of the year</b>   | <b>\$ 1,550,211</b>   | <b>\$ 644,157</b>       | <b>\$ 60,714</b>    | <b>\$ 762,072</b>        | <b>\$ 38,697</b>          | <b>\$ 42,544</b>    | <b>\$ 339,392</b> | <b>\$ 722,119</b>      | <b>\$ 595,335</b> | <b>\$ 1,445,107</b>            | <b>\$ 6,200,348</b> |

**MONTEZUMA COUNTY**  
Schedule of Revenues, Expenditures, and Changes in  
Fund Balance-Budget and Actual  
Public Health Fund

For the Year Ended December 31, 2022

|  | Budgeted Amounts  |                     | Actual              | Variance<br>Favorable<br>(Unfavorable) |
|--|-------------------|---------------------|---------------------|--|
|  | Original          | Final               |                     |  |
| <b>Revenues</b>  |                   |                     |                     |  |
| Intergovernmental revenues   |                   |                     |                     |  |
| Operating grants   | \$ 2,444,961      | \$ 2,444,961        | \$ 2,752,186        | \$ 307,225                             |
| Charges of services  | 495,900           | 495,900             | 533,047             | 37,147                                 |
| <b>Total Revenues</b>  | <u>2,940,861</u>  | <u>2,940,861</u>    | <u>3,285,233</u>    | <u>344,372</u>                         |
| <b>Expenditures</b>  |                   |                     |                     |  |
| Public health  | 2,649,699         | 2,649,699           | 2,925,805           | (276,106)                              |
| <b>Total Expenditures</b>  | <u>2,649,699</u>  | <u>2,649,699</u>    | <u>2,925,805</u>    | <u>(276,106)</u>                       |
| Excess revenues over (under) expenditures  | 291,162           | 291,162             | 359,428             | 68,266                                 |
| <b>Other financing sources (uses)</b>  |                   |                     |                     |  |
| Operating transfers in (out)   | 38,774            | 38,774              | 39,344              | 570                                    |
| <b>Total other financing sources (uses)</b>  | <u>38,774</u>     | <u>38,774</u>       | <u>39,344</u>       | <u>570</u>                             |
| <b>Excess (deficit) of revenues and other financing sources over (under) expenditures and other financing uses</b> | <u>329,936</u>    | <u>329,936</u>      | <u>398,772</u>      | <u>68,836</u>                          |
| Fund Balances beginning of the year  |                   | 1,151,439           | 1,151,439           | -                                      |
| <b>Fund Balances end of the year</b>   | <u>\$ 329,936</u> | <u>\$ 1,481,375</u> | <u>\$ 1,550,211</u> | <u>\$ 68,836</u>                       |

**MONTEZUMA COUNTY**  
Schedule of Revenues, Expenditures, and Changes in  
Fund Balance-Budget and Actual  
Conservation Trust Fund

For the Year Ended December 31, 2022

|  | Budgeted Amounts |            | Actual     | Variance<br>Favorable<br>(Unfavorable) |
|--|------------------|------------|------------|--|
|  | Original         | Final      |            |  |
| <b>Revenues</b>  |                  |            |            |  |
| Intergovernmental  |                  |            |            |  |
| Lottery funds  | \$ 140,000       | \$ 140,000 | \$ 143,730 | \$ 3,730                               |
| Total intergovernmental revenues   | 140,000          | 140,000    | 143,730    | 3,730                                  |
| Miscellaneous  |                  |            |            |  |
| Earnings on investments  | 500              | 500        | 12,360     | 11,860                                 |
| Total miscellaneous revenues   | 500              | 500        | 12,360     | 11,860                                 |
| <b>Total Revenues</b>  | 140,500          | 140,500    | 156,090    | 15,590                                 |
| <b>Other financing sources (uses)</b>  |                  |            |            |  |
| Operating transfers out  | (95,450)         | (95,450)   | (143,832)  | (48,382)                               |
| <b>Total other financing sources (uses)</b>  | (95,450)         | (95,450)   | (143,832)  | (48,382)                               |
| <b>Excess (deficit) of revenues and other financing sources over (under) expenditures and other financing uses</b> | 45,050           | 45,050     | 12,258     | (32,792)                               |
| Fund Balances beginning of the year  | -                | 631,899    | 631,899    | -                                      |
| <b>Fund Balances end of the year</b>   | \$ 45,050        | \$ 676,949 | \$ 644,157 | \$ (32,792)                            |

**MONTEZUMA COUNTY**  
Schedule of Revenues, Expenditures, and Changes in  
Fund Balance-Budget and Actual  
Clara Ormiston Fund

For the Year Ended December 31, 2022

|  | Budgeted Amounts |                  | Actual           | Variance                   |
|--|------------------|------------------|------------------|----------------------------|
|  | Original         | Final            |                  | Favorable<br>(Unfavorable) |
| <b>Revenues</b>  |                  |                  |                  |                            |
| Earnings on investments  | \$ 500           | \$ 500           | \$ 4,036         | \$ 3,536                   |
| <b>Total Revenues</b>  | <u>500</u>       | <u>500</u>       | <u>4,036</u>     | <u>3,536</u>               |
| <b>Other financing sources (uses)</b>  |                  |                  |                  |                            |
| Operating transfers out  | -                | -                | -                | -                          |
| <b>Total other financing sources (uses)</b>  | <u>-</u>         | <u>-</u>         | <u>-</u>         | <u>-</u>                   |
| <b>Excess (deficit) of revenues and other financing sources over (under) expenditures and other financing uses</b> | <u>500</u>       | <u>500</u>       | <u>4,036</u>     | <u>3,536</u>               |
| Fund Balances beginning of the year  | \$ 51,874        | \$ 56,678        | 56,678           | -                          |
| <b>Fund Balances end of the year</b>   | <u>\$ 52,374</u> | <u>\$ 57,178</u> | <u>\$ 60,714</u> | <u>\$ 3,536</u>            |

**MONTEZUMA COUNTY**  
Schedule of Revenues, Expenditures, and Changes in  
Fund Balance-Budget and Actual  
Emergency Telephone Fund

For the Year Ended December 31, 2022

|  | Budgeted Amounts  |                   | Actual            | Variance                   |
|--|-------------------|-------------------|-------------------|----------------------------|
|  | Original          | Final             |                   | Favorable<br>(Unfavorable) |
| <b>Revenues</b>  |                   |                   |                   |                            |
| Charges for services   | \$ 450,000        | \$ 450,000        | \$ 552,855        | \$ 102,855                 |
| <b>Total Revenues</b>  | <u>450,000</u>    | <u>450,000</u>    | <u>552,855</u>    | <u>102,855</u>             |
| <b>Expenditures</b>  |                   |                   |                   |                            |
| Public safety  | 340,965           | 340,965           | 342,721           | (1,756)                    |
| <b>Total Expenditures</b>  | <u>340,965</u>    | <u>340,965</u>    | <u>342,721</u>    | <u>(1,756)</u>             |
| Excess revenues over (under) expenditures  | <u>109,035</u>    | <u>109,035</u>    | <u>210,134</u>    | <u>101,099</u>             |
| <b>Other financing sources (uses)</b>  |                   |                   |                   |                            |
| Operating transfers out  |                   |                   | -                 | -                          |
| <b>Total other financing sources (uses)</b>  | <u>-</u>          | <u>-</u>          | <u>-</u>          | <u>-</u>                   |
| <b>Excess (deficit) of revenues and other financing sources over (under) expenditures and other financing uses</b> | <u>109,035</u>    | <u>109,035</u>    | <u>210,134</u>    | <u>101,099</u>             |
| Fund Balances beginning of the year  | -                 | 551,938           | 551,938           | -                          |
| <b>Fund Balances end of the year</b>   | <u>\$ 109,035</u> | <u>\$ 660,973</u> | <u>\$ 762,072</u> | <u>\$ 101,099</u>          |

**MONTEZUMA COUNTY**  
Schedule of Revenues, Expenditures, and Changes in  
Fund Balance-Budget and Actual  
Sheriff's Forfeiture Fund

For the Year Ended December 31, 2022

|  | Budgeted Amounts |           | Actual    | Variance                   |
|--|------------------|-----------|-----------|----------------------------|
|  | Original         | Final     |           | Favorable<br>(Unfavorable) |
| <b>Revenues</b>                                  |                  |           |           |                            |
| Other  |                  |           | \$ 45,044 | \$ 45,044                  |
| <b>Total Revenues</b>                            | -                | -         | 45,044    | 45,044                     |
| <b>Expenditures</b>                              |                  |           |           |                            |
| Public safety                                    |                  |           | 31,507    | (31,507)                   |
| <b>Total expenditures</b>                        | -                | -         | 31,507    | (31,507)                   |
| <b>Excess revenues over (under) expenditures</b> | -                | -         | 13,537    | 13,537                     |
| Fund Balances beginning of the year              | \$ 23,307        | \$ 25,160 | 25,160    | -                          |
| <b>Fund Balances end of the year</b>             | \$ 23,307        | \$ 25,160 | \$ 38,697 | \$ 13,537                  |

**MONTEZUMA COUNTY**  
Schedule of Revenues, Expenditures, and Changes in  
Fund Balance-Budget and Actual  
Revolving Loan Fund

For the Year Ended December 31, 2022

|  | Budgeted Amounts |           | Actual    | Variance                   |
|--|------------------|-----------|-----------|----------------------------|
|  | Original         | Final     |           | Favorable<br>(Unfavorable) |
| <b>Revenues</b>  |                  |           |           |                            |
| Earnings on investments  |                  |           | \$ 157    | \$ 157                     |
| <b>Total Revenues</b>  | -                | -         | 157       | 157                        |
| <b>Expenditures</b>  |                  |           |           |                            |
| Excess revenues over (under) expenditures  | -                | -         | 157       | 157                        |
| <b>Other financing sources (uses)</b>  |                  |           |           |                            |
| Operating transfers out  |                  |           |           | -                          |
| <b>Total other financial sources (uses)</b>  |                  | -         | -         | -                          |
| <b>Excess (deficit) of revenues and other financing sources over (under) expenditures and other financing uses</b> |                  |           | 157       | 157                        |
| Fund Balances beginning of the year  | \$ 1,228         | 42,387    | 42,387    | -                          |
| <b>Fund Balances end of the year</b>   | \$ 1,228         | \$ 42,387 | \$ 42,544 | \$ 157                     |

**MONTEZUMA COUNTY**  
Schedule of Revenues, Expenditures, and Changes in  
Fund Balance-Budget and Actual  
Lodgers Tax Fund

For the Year Ended December 31, 2022

|  | Budgeted Amounts |                   | Actual            | Variance                   |
|--|------------------|-------------------|-------------------|----------------------------|
|  | Original         | Final             |                   | Favorable<br>(Unfavorable) |
| <b>Revenues</b>                                  |                  |                   |                   |                            |
| Lodgers tax                                      | \$ 175,000       | \$ 175,000        | \$ 329,283        | \$ 154,283                 |
| <b>Total Revenues</b>                            | <u>175,000</u>   | <u>175,000</u>    | <u>329,283</u>    | <u>154,283</u>             |
| <b>Expenditures</b>                              |                  |                   |                   |                            |
| General government                               | 150,000          | 150,000           | 264,000           | (114,000)                  |
| <b>Total Expenditures</b>                        | <u>150,000</u>   | <u>150,000</u>    | <u>264,000</u>    | <u>(114,000)</u>           |
| <b>Excess revenues over (under) expenditures</b> | <u>25,000</u>    | <u>25,000</u>     | <u>65,283</u>     | <u>40,283</u>              |
| Fund Balances beginning of the year              | -                | 274,109           | 274,109           | -                          |
| <b>Fund Balances end of the year</b>             | <u>\$ 25,000</u> | <u>\$ 299,109</u> | <u>\$ 339,392</u> | <u>\$ 40,283</u>           |

**MONTEZUMA COUNTY**  
Schedule of Revenues, Expenditures, and Changes in  
Fund Balance-Budget and Actual  
Emergency Reserve Fund

For the Year Ended December 31, 2022

|  | Budgeted Amounts  |                   | Actual            | Variance                   |
|--|-------------------|-------------------|-------------------|----------------------------|
|  | Original          | Final             |                   | Favorable<br>(Unfavorable) |
| <b>Revenues</b>  |                   |                   |                   |                            |
| Earnings on investments  |                   |                   |                   |                            |
| <b>Total Revenues</b>  | -                 | -                 | -                 | -                          |
| <b>Expenditures</b>  |                   |                   |                   |                            |
| General government   |                   |                   |                   | -                          |
| <b>Total Expenditures</b>  |                   |                   | -                 | -                          |
| Excess revenues over (under) expenditures  |                   |                   | -                 | -                          |
| <b>Other financing sources (uses)</b>  |                   |                   |                   |                            |
| Operating transfers out  |                   |                   |                   | -                          |
| <b>Total other financing sources (uses)</b>  | -                 | -                 | -                 | -                          |
| <b>Excess (deficit) of revenues and other financing sources over (under) expenditures and other financing uses</b> | -                 | -                 | -                 | -                          |
| Fund Balances beginning of the year  | \$ 722,119        | \$ 722,119        | \$ 722,119        | -                          |
| <b>Fund Balances end of the year</b>   | <b>\$ 722,119</b> | <b>\$ 722,119</b> | <b>\$ 722,119</b> | <b>\$ -</b>                |

**MONTEZUMA COUNTY**  
Schedule of Revenues, Expenditures, and Changes in  
Fund Balance-Budget and Actual  
Contingent Fund

For the Year Ended December 31, 2022

|  | Budgeted Amounts |            | Actual     | Variance<br>Favorable<br>(Unfavorable) |
|--|------------------|------------|------------|--|
|  | Original         | Final      |            |  |
| <b>Revenues</b>  |                  |            |            |  |
| Reimbursements   |                  |            |            |  |
| <b>Total Revenues</b>  | -                | -          | -          | -                                      |
| <b>Expenditures</b>  |                  |            |            |  |
| General government   |                  |            |            | -                                      |
| <b>Total Expenditures</b>  | -                | -          | -          | -                                      |
| <b>Excess revenues over (under) expenditures</b>   | -                | -          | -          | -                                      |
| <b>Other financing sources (uses)</b>  |                  |            |            |  |
| Operating transfers out  |                  |            |            |  |
| <b>Total other financing sources (uses)</b>  |                  |            | -          | -                                      |
| <b>Excess (deficit) of revenues and other financing sources over (under) expenditures and other financing uses</b> | \$ 595,335       | \$ 595,335 | \$ 595,335 | -                                      |
| <b>Fund Balances end of the year</b>   | \$ 595,335       | \$ 595,335 | \$ 595,335 | \$ -                                   |

**MONTEZUMA COUNTY**  
Schedule of Revenues, Expenditures, and Changes in  
Fund Balance-Budget and Actual  
Law Enforcement Authority Fund

For the Year Ended December 31, 2022

|  | Budgeted Amounts    |                     | Actual              | Variance                   |
|--|---------------------|---------------------|---------------------|----------------------------|
|  | Original            | Final               |                     | Favorable<br>(Unfavorable) |
| <b>Revenues</b>  |                     |                     |                     |                            |
| Taxes  |                     |                     |                     |                            |
| Property taxes   | \$ 689,513          | \$ 689,513          | \$ 687,917          | \$ (1,596)                 |
| Specific ownership taxes   | 70,000              | 70,000              | 89,733              | 19,733                     |
| Delinquent tax and interest  | 1,500               | 1,500               | 30,992              | 29,492                     |
| Miscellaneous  |                     |                     | 655                 | 655                        |
| <b>Total Revenues</b>  | <u>761,013</u>      | <u>761,013</u>      | <u>809,297</u>      | <u>48,284</u>              |
| <b>Other financing sources (uses)</b>  |                     |                     |                     |                            |
| Operating transfers out  | (887,000)           | (887,000)           | (772,032)           | 114,968                    |
| <b>Total other financing sources (uses)</b>  | <u>(887,000)</u>    | <u>(887,000)</u>    | <u>(772,032)</u>    | <u>114,968</u>             |
| <b>Excess (deficit) of revenues and other financing sources over (under) expenditures and other financing uses</b> | <u>(125,987)</u>    | <u>(125,987)</u>    | <u>37,265</u>       | <u>163,252</u>             |
| Fund Balances beginning of the year  | -                   | 1,407,842           | 1,407,842           | -                          |
| <b>Fund Balances end of the year</b>   | <u>\$ (125,987)</u> | <u>\$ 1,281,855</u> | <u>\$ 1,445,107</u> | <u>\$ 163,252</u>          |

**MONTEZUMA COUNTY, COLORADO**

Schedule of Revenues, Expenditures and Changes in  
Fund Balance- Budget and Actual  
Capital Fund

For the Year Ended December 31, 2022

|  | Budgeted Amounts   |                   | Actual              | Variance<br>Favorable<br>(Unfavorable) |
|--|--------------------|-------------------|---------------------|--|
|  | Original           | Final             |                     |  |
| <b>Revenues</b>  |                    |                   |                     |  |
| Intergovernmental revenues   |                    |                   |                     |  |
| Mineral leasing  | \$ 200,000         | \$ 200,000        | \$ 200,000          | \$ -                                   |
| PILT   |                    |                   | 204,488             | 204,488                                |
| Grants   | 601,590            | 601,590           | 320,225             | (281,365)                              |
| <b>Total intergovernmental revenues</b>  | <b>801,590</b>     | <b>801,590</b>    | <b>724,713</b>      | <b>(76,877)</b>                        |
| Miscellaneous revenues   |                    |                   |                     |  |
| Sale of assets   | 18,000             | 18,000            | 9,965               | (8,035)                                |
| Other  |                    |                   | 49,898              | 49,898                                 |
| <b>Total miscellaneous revenues</b>  | <b>18,000</b>      | <b>18,000</b>     | <b>59,863</b>       | <b>41,863</b>                          |
| <b>Total Revenues</b>  | <b>819,590</b>     | <b>819,590</b>    | <b>784,576</b>      | <b>(35,014)</b>                        |
| <b>Expenditures</b>  |                    |                   |                     |  |
| General government   | 1,156,193          | 1,156,193         | 555,541             | 600,652                                |
| Public works   | 110,000            | 110,000           | 196,844             | (86,844)                               |
| Public safety  | 150,000            | 150,000           | 95,195              | 54,805                                 |
| Culture and recreation   | 31,000             | 31,000            |                     | 31,000                                 |
| Debt service   |                    |                   |                     |  |
| Principal  |                    |                   | 11,094              | (11,094)                               |
| Interest   |                    |                   | 2,984               | (2,984)                                |
| <b>Total expenditures</b>  | <b>1,447,193</b>   | <b>1,447,193</b>  | <b>861,658</b>      | <b>585,535</b>                         |
| Excess (deficit) of revenues over (under) expenditures   | (627,603)          | (627,603)         | (77,082)            | 550,521                                |
| <b>Other financing sources (uses)</b>  |                    |                   |                     |  |
| Operating transfers in   | 1,002,464          | 1,002,464         | 1,002,464           | -                                      |
| Proceeds from leases   |                    |                   | 85,018              | 85,018                                 |
| <b>Total other financing sources (uses)</b>  | <b>1,002,464</b>   | <b>1,002,464</b>  | <b>1,087,482</b>    | <b>85,018</b>                          |
| <b>Excess (deficit) of revenues and other financing sources over (under) expenditures and other financing uses</b> | <b>374,861</b>     | <b>374,861</b>    | <b>1,010,400</b>    | <b>635,539</b>                         |
| Fund balance, beginning  | (384,861)          | 133,766           | 133,766             | -                                      |
| <b>Fund balance, ending</b>  | <b>\$ (10,000)</b> | <b>\$ 508,627</b> | <b>\$ 1,144,166</b> | <b>\$ 635,539</b>                      |

**MONTEZUMA COUNTY, COLORADO**

Statement of Revenues, Expenditures, and Changes in Net Position - Budget and Actual

Proprietary Fund

Enterprise Fund

Landfill Fund

For the Year Ended December 31, 2022

|  | Budgeted Amounts    |                     | (Non GAAP Basis)    | Variance                   |
|--|---------------------|---------------------|---------------------|----------------------------|
|  | Original            | Final               | Actual<br>Amounts   | Favorable<br>(Unfavorable) |
| <b>Operating Revenues</b>                    |                     |                     |                     |                            |
| Landfill fees                                | \$ 1,373,890        | \$ 1,373,890        | \$ 1,810,393        | \$ 436,503                 |
| <b>Total local sources</b>                   | <u>1,373,890</u>    | <u>1,373,890</u>    | <u>1,810,393</u>    | <u>436,503</u>             |
| <b>Operating Expenses</b>                    |                     |                     |                     |                            |
| Landfill operations                          |                     |                     |                     |                            |
| Salaries                                     | 436,847             | 436,847             | 445,851             | (9,004)                    |
| Employee benefits                            | 141,341             | 141,341             | 138,208             | 3,133                      |
| Other operating expenses                     | 120,445             | 120,445             | 132,381             | (11,936)                   |
| Fuel   | 71,556              | 71,556              | 114,194             | (42,638)                   |
| Professional fees                            | 123,362             | 123,362             | 105,757             | 17,605                     |
| Utilities                                    | 38,413              | 38,413              | 34,420              | 3,993                      |
| Insurance and bonds                          | 41,000              | 41,000              | 44,102              | (3,102)                    |
| Repairs and maintenance                      | 100,594             | 100,594             | 83,296              | 17,298                     |
| Capital outlay                               | 914,292             | 1,314,292           | 959,200             | 355,092                    |
| <b>Total Operating Expenses</b>              | <u>1,987,850</u>    | <u>2,387,850</u>    | <u>2,057,409</u>    | <u>330,441</u>             |
| Operating income (loss)                      | <u>(613,960)</u>    | <u>(1,013,960)</u>  | <u>(247,016)</u>    | <u>766,944</u>             |
| <b>Non-Operating Revenue (Expense)</b>       |                     |                     |                     |                            |
| (Increase) Decrease in accrued closure costs | (144,000)           | (144,000)           | (134,624)           | 9,376                      |
| Grants                                       | 327,600             | 327,600             | 380,000             | 52,400                     |
| <b>Total Non-Operating Revenue (Expense)</b> | <u>183,600</u>      | <u>183,600</u>      | <u>245,376</u>      | <u>61,776</u>              |
| Change in net position non GAAP basis        | (430,360)           | (830,360)           | (1,640)             | 828,720                    |
| Add capital outlay                           |                     |                     | 959,200             | 959,200                    |
| Less depreciation expense                    |                     |                     | (348,339)           | (348,339)                  |
| Change in net position                       | <u>(430,360)</u>    | <u>(830,360)</u>    | <u>609,221</u>      | <u>1,439,581</u>           |
| Net position beginning of the year           | 1,849,247           | 1,849,247           | 1,849,247           | -                          |
| <b>Net position end of the year</b>          | <u>\$ 1,418,887</u> | <u>\$ 1,018,887</u> | <u>\$ 2,458,468</u> | <u>\$ 1,439,581</u>        |

## INFORMATION REQUIRED BY OVERSIGHT AUTHORITIES

Majors and Haley, P.C.  
Certified Public Accountants

P.O. Box 1478  
Cortez, CO 81321  
(970) 565-9521  
Fax: (970) 565-9441

Chris L. Majors, CPA, MT

Lori Hasty Haley, CPA

INDEPENDENT AUDITOR'S REPORT ON INTERNAL CONTROL OVER FINANCIAL  
REPORTING AND ON COMPLIANCE AND OTHER MATTERS BASED ON AN AUDIT OF  
FINANCIAL STATEMENTS PERFORMED IN ACCORDANCE WITH *GOVERNMENT  
AUDITING STANDARDS*

To the Board of County Commissioners  
Montezuma County, Colorado  
Cortez, Colorado 81321

We have audited, in accordance with the auditing standards generally accepted in the United States of America and the standards applicable to financial audits contained in *Government Auditing Standards* issued by the Comptroller General of the United States, the financial statements of the governmental activities, the business-type activities, each major fund, and the aggregate remaining fund information of Montezuma County, Colorado, as of and for the year ended December 31, 2022, and the related notes to the financial statements, which collectively comprise Montezuma County, Colorado's basic financial statements, and have issued our report thereon dated July 11, 2023.

**Report on Internal Control over Financial Reporting**

In planning and performing our audit of the financial statements, we considered Montezuma County, Colorado's internal control over financial reporting (internal control) as a basis for designing audit procedures that are appropriate in the circumstances for the purpose of expressing our opinions on the financial statements, but not for the purpose of expressing an opinion on the effectiveness of Montezuma County, Colorado's internal control. Accordingly, we do not express an opinion on the effectiveness of Montezuma County, Colorado's internal control.

*A deficiency in internal control* exists when the design or operation of a control does not allow management or employees, in the normal course of performing their assigned functions, to prevent, or detect and correct, misstatements, on a timely basis. A *material weakness* is a deficiency, or a combination of deficiencies, in internal control, such that there is a reasonable possibility that a material misstatement of the entity's financial statements will not be prevented, or detected and corrected, on a timely basis. A *significant deficiency* is a deficiency, or a combination of deficiencies, in internal control that is less severe than a material weakness, yet important enough to merit attention by those charged with governance.

Our consideration of internal control was for the limited purpose described in the first paragraph of this section and was not designed to identify all deficiencies in internal control that might be material weaknesses or, significant deficiencies. Given these limitations, during our audit we did not identify any deficiencies in internal control that we consider to be material

weaknesses. However, material weaknesses or significant deficiencies may exist that were not identified.

### **Report on Compliance and Other Matters**

As part of obtaining reasonable assurance about whether Montezuma County, Colorado's financial statements are free from material misstatement, we performed tests of its compliance with certain provisions of laws, regulations, contracts, and grant agreements, noncompliance with which could have a direct and material effect on the financial statements. However, providing an opinion on compliance with those provisions was not an objective of our audit, and accordingly, we do not express such an opinion. The results of our tests disclosed no instances of noncompliance or other matters that are required to be reported under *Government Auditing Standards*.

### **Purpose of This Report**

The purpose of this report is solely to describe the scope of our testing of internal control and compliance and the results of that testing, and not to provide an opinion on the effectiveness of the entity's internal control or on compliance. This report is an integral part of an audit performed in accordance with *Government Auditing Standards* in considering the entity's internal control and compliance. Accordingly, this communication is not suitable for any other purpose.

*Majors and Haley PC*

Majors and Haley, P.C.  
July 11, 2023

# Majors and Haley, P.C. Certified Public Accountants

P.O. Box 1478  
Cortez, CO 81321  
(970) 565-9521  
Fax: (970) 565-9441

Chris L. Majors, CPA, MT

Lori Hasty Haley, CPA

## INDEPENDENT AUDITOR'S REPORT ON COMPLIANCE FOR EACH MAJOR PROGRAM AND ON INTERNAL CONTROL OVER COMPLIANCE REQUIRED BY THE UNIFORM GUIDANCE

To the Board of County Commissioners  
Montezuma County, Colorado  
Cortez, Colorado 81321

### **Report on Compliance for Each Major Federal Program**

#### ***Opinion on Each Major Federal Program***

We have audited Montezuma County, Colorado's compliance with the types of compliance requirements identified as subject to audit in the OMB *Compliance Supplement* that could have a direct and material effect on each of Montezuma County Colorado's major federal programs for the year ended December 31, 2022. Montezuma County, Colorado's major federal programs are identified in the summary of auditor's results section of the accompanying schedule of findings and questioned costs.

In our opinion, Montezuma County, Colorado complied, in all material respects, with the types of compliance requirements referred to above that could have a direct and material effect on each of its major federal programs for the year ended December 31, 2022.

#### ***Basis for Opinion on Each Major Federal Program***

We conducted our audit of compliance in accordance with auditing standards generally accepted in the United States of America; the standards applicable to financial audits contained in *Government Auditing Standards*, issued by the Comptroller General of the United States; and the audit requirements of Title 2 U.S. *Code of Federal Regulations* Part 200, *Uniform Administrative Requirements, Cost Principles, and Audit Requirements for Federal Awards* (Uniform Guidance). Our responsibilities under those standards and the Uniform Guidance are further described in the Auditor's Responsibilities for the Audit of Compliance section of our report.

We are required to be independent of Montezuma County, Colorado and to meet our other ethical responsibilities, in accordance with relevant ethical requirements relating to our audit. We believe that the audit evidence we have obtained is sufficient and appropriate to provide a basis for our opinion on compliance for each major federal program. Our audit does not provide a legal determination of Montezuma County, Colorado's compliance with the compliance requirements referred to above.

#### ***Responsibilities of Management for Compliance***

Management is responsible for compliance with the requirements referred to above and for the design, implementation, and maintenance of effective internal control over compliance with the requirements of laws, statutes, regulations, rules, and provisions of contracts or grant agreements applicable to Montezuma County, Colorado's federal programs.

#### ***Auditor's Responsibilities for the Audit of Compliance***

Our objectives are to obtain reasonable assurance about whether material noncompliance with the compliance requirements referred to above occurred, whether due to fraud or error, and express an opinion on Montezuma County, Colorado's compliance based on our audit. Reasonable assurance is a high level of assurance but is not absolute assurance and therefore is not a guarantee that an audit

conducted in accordance with generally accepted auditing standards, *Government Auditing Standards*, and the Uniform Guidance will always detect material noncompliance when it exists. The risk of not detecting material noncompliance resulting from fraud is higher than for that resulting from error, as fraud may involve collusion, forgery, intentional omissions, misrepresentations, or the override of internal control. Noncompliance with the compliance requirements referred to above is considered material if there is a substantial likelihood that, individually or in the aggregate, it would influence the judgment made by a reasonable user of the report on compliance about Montezuma County, Colorado's compliance with the requirements of each major federal program as a whole.

In performing an audit in accordance with generally accepted auditing standards, *Government Auditing Standards*, and the Uniform Guidance, we:

- Exercise professional judgment and maintain professional skepticism throughout the audit.
- Identify and assess the risks of material noncompliance, whether due to fraud or error, and design and perform audit procedures responsive to those risks. Such procedures include examining, on a test basis, evidence regarding Montezuma County, Colorado's compliance with the compliance requirements referred to above and performing such other procedures as we considered necessary in the circumstances.
- Obtain an understanding of Montezuma County, Colorado's internal control over compliance relevant to the audit in order to design audit procedures that are appropriate in the circumstances and to test and report on internal control over compliance in accordance with the Uniform Guidance, but not for the purpose of expressing an opinion on the effectiveness of Montezuma County, Colorado's internal control over compliance. Accordingly, no such opinion is expressed.

We are required to communicate with those charged with governance regarding, among other matters, the planned scope and timing of the audit and any significant deficiencies and material weaknesses in internal control over compliance that we identified during the audit.

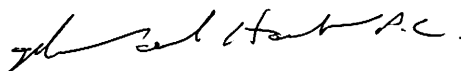
#### **Report on Internal Control over Compliance**

*A deficiency in internal control over compliance* exists when the design or operation of a control over compliance does not allow management or employees, in the normal course of performing their assigned functions, to prevent, or detect and correct, noncompliance with a type of compliance requirement of a federal program on a timely basis. *A material weakness in internal control over compliance* is a deficiency, or a combination of deficiencies, in internal control over compliance, such that there is a reasonable possibility that material noncompliance with a type of compliance requirement of a federal program will not be prevented, or detected and corrected, on a timely basis. *A significant deficiency in internal control over compliance* is a deficiency, or a combination of deficiencies, in internal control over compliance with a type of compliance requirement of a federal program that is less severe than a material weakness in internal control over compliance, yet important enough to merit attention by those charged with governance.

Our consideration of internal control over compliance was for the limited purpose described in the Auditor's Responsibilities for the Audit of Compliance section above and was not designed to identify all deficiencies in internal control over compliance that might be material weaknesses or significant deficiencies in internal control over compliance. Given these limitations, during our audit we did not identify any deficiencies in internal control over compliance that we consider to be material weaknesses, as defined above. However, material weaknesses or significant deficiencies in internal control over compliance may exist that were not identified.

Our audit was not designed for the purpose of expressing an opinion on the effectiveness of internal control over compliance. Accordingly, no such opinion is expressed.

The purpose of this report on internal control over compliance is solely to describe the scope of our testing of internal control over compliance and the results of that testing based on the requirements of the Uniform Guidance. Accordingly, this report is not suitable for any other purpose.



Majors and Haley, P.C.  
July 11, 2023

**MONTEZUMA COUNTY**  
**Schedule of Expenditures of Federal Awards**  
**For the Year Ended December 31, 2022**

| <i>Federal Grantor/Program or Cluster Title</i>   | <i>Federal CFDA<br/>Number</i> | <i>Pass-through Grantor</i>   | <i>Federal<br/>Expenditures(\$)</i> |
|---|--------------------------------|---|-------------------------------------|
| <b>CCDF Cluster-Cluster</b>   |                                |   |                                     |
| Department of Health and Human Services   |                                |   |                                     |
| Child Care and Development Block Grant  | 93.575                         | Colorado Department of<br>Human Services                                    | \$ 262,888                          |
| Child Care Mandatory and Matching Funds of the Child<br>Care and Development Fund         | 93.596                         | Colorado Department of<br>Human Services                                    | 184,339                             |
| <i>Total Department of Health and Human Services</i>                                      |                                |   | <u>447,227</u>                      |
| <b>Total CCDF Cluster-Cluster</b>   |                                |   | <u>447,227</u>                      |
| <b>Forest Service Schools and Roads Cluster-Cluster</b>                                   |                                |   |                                     |
| United States Department of Agriculture   |                                |   |                                     |
| Schools and Roads - Grants to Counties  | 10.666                         |   | 143,079                             |
| <b>Total Forest Service Schools and Roads Cluster-Cluster</b>                             |                                |   | <u>143,079</u>                      |
| <b>Medicaid Cluster-Cluster</b>   |                                |   |                                     |
| Department of Health and Human Services   |                                |   |                                     |
| Medical Assistance Program  | 93.778                         | Colorado Department of<br>Department of Health Care<br>Policy and Financing | 250,537                             |
| Medical Assistance Program  | 93.778                         | Colorado Department of<br>Human Services                                    | 366,688                             |
| <i>Total Medical Assistance Program</i>   |                                |   | <u>617,225</u>                      |
| <i>Total Department of Health and Human Services</i>                                      |                                |   | <u>617,225</u>                      |
| <b>Total Medicaid Cluster-Cluster</b>   |                                |   | <u>617,225</u>                      |
| <b>SNAP Cluster-Cluster</b>   |                                |   |                                     |
| United States Department of Agriculture   |                                |   |                                     |
| Supplemental Nutrition Assistance Program   | 10.551                         | Colorado Department of<br>Human Services                                    | 30,629                              |
| State Administrative Matching Grants for the<br>Supplemental Nutrition Assistance Program | 10.561                         | Colorado Department of<br>Human Services                                    | 361,972                             |
| <i>Total United States Department of Agriculture</i>                                      |                                |   | <u>392,601</u>                      |
| <b>Total SNAP Cluster-Cluster</b>   |                                |   | <u>392,601</u>                      |
| <b>TANF Cluster-Cluster</b>   |                                |   |                                     |
| Department of Health and Human Services   |                                |   |                                     |
| Temporary Assistance for Needy Families (TANF) State<br>Programs                          | 93.558                         | Colorado Department of<br>Human Services                                    | 873,012                             |
| <i>Total Department of Health and Human Services</i>                                      |                                |   | <u>873,012</u>                      |
| <b>Total TANF Cluster-Cluster</b>   |                                |   | <u>873,012</u>                      |
| <b>Other Programs</b>   |                                |   |                                     |
| Department of Homeland Security   |                                |   |                                     |
| Hazard Mitigation Grant   | 97.039                         | Colorado Department of<br>Public Services                                   | 6,750                               |
| <i>Total Department of Homeland Security</i>  |                                |   | <u>6,750</u>                        |
| Department of Justice   |                                |   |                                     |
| Edward Byrne Memorial Justice Assistance Grant  | 16.738                         | Colorado Department of<br>PublicSafety                                      | 104,125                             |
| <i>Total Department of Justice</i>  |                                |   | <u>104,125</u>                      |

(continued)

The accompanying notes are an integral part of this schedule

**MONTEZUMA COUNTY**  
**Schedule of Expenditures of Federal Awards**  
**For the Year Ended December 31, 2022**

| <i>Federal Grantor/Program or Cluster Title</i>   | <i>Federal CFDA<br/>Number</i> | <i>Pass-through Grantor</i>                          | <i>Federal<br/>Expenditures(\$)</i> |
|---|--------------------------------|--|-------------------------------------|
| Department of Transportation  |                                |  |                                     |
| Formula Grants for Rural Areas and Tribal Transit Program   | 20.509                         | Colorado Department of Transportation                | \$ 169,004                          |
| <i>Total Department of Transportation</i>   |                                |  | <u>169,004</u>                      |
| Department of Health and Human Services   |                                |  |                                     |
| Public Health Emergency Preparedness  | 93.069                         | Colorado Department of Public Health and Environment | 92,680                              |
| Guardianship Assistance   | 93.090                         | Colorado Department of Human Services                | 20,144                              |
| Injury Prevention and Control Research and State and Community Based Programs   | 93.136                         | Colorado Department of Public Health and Environment | 135,770                             |
| Strengthening Public Health Systems and Services through National Partnerships to Improve and Protect the Nation's Health | 93.421                         | Colorado Department of Public Health and Environment | 59,035                              |
| Substance Abuse and Mental Health Services Projects of Regional and National Significance                                 | 93.243                         | Colorado Department of Public Health and Environment | 26,130                              |
| Immunization Cooperative Agreements   | 93.268                         | Colorado Department of Public Health and Environment | 52,096                              |
| Public Health Emergency Response: Cooperative Agreement for Emergency Response  | 93.354                         | Colorado Department of Public Health and Environment | 94,316                              |
| MaryLee Allen Promoting Safe and Stable Families Program  | 93.556                         | Colorado Department of Human Services                | 156,281                             |
| Child Support Enforcement   | 93.563                         | Colorado Department of Human Services                | 197,375                             |
| Low-Income Home Energy Assistance   | 93.568                         | Colorado Department of Human Services                | 410,227                             |
| Stephanie Tubbs Jones Child Welfare Services Program  | 93.645                         | Colorado Department of Human Services                | 27,448                              |
| Foster Care Title IV-E  | 93.658                         | Colorado Department of Human Services                | 455,302                             |
| Adoption Assistance   | 93.659                         | Colorado Department of Human Services                | 62,007                              |
| Social Services Block Grant   | 93.667                         | Colorado Department of Human Services                | 129,863                             |
| Elder Abuse Prevention Interventions Program  | 93.747                         | Colorado Department of Human Services                | 2,592                               |
| Epidemiology and Laboratory Capacity for Infectious Diseases  | 93.323                         | Colorado Department of Public Health and Environment | 313,935                             |
| Maternal and Child Health Services Block Grant to the States  | 93.994                         | Colorado Department of Public Health and Environment | 30,705                              |
| Coronavirus State and Local Fiscal Recovery Funds   | 21.027                         | Colorado Department of Human Services                | 9,081                               |
| Coronavirus State and Local Fiscal Recovery Funds   | 21.027                         | Colorado Department of Public Health and Environment | 70,909                              |
| <i>Total Department of Health and Human Services</i>  |                                |  | <u>2,345,896</u>                    |
| Department of the Treasury  |                                |  |                                     |
| Coronavirus Relief Fund   | 21.019                         | Colorado Department of Human Services                | (246)                               |
| Coronavirus State and Local Fiscal Recovery Funds   | 21.027                         | Direct   | 2,542,871                           |
| <i>Total Department of the Treasury</i>   |                                |  | <u>2,542,625</u>                    |
| United States Department of Agriculture   |                                |  |                                     |
| WIC Special Supplemental Nutrition Program for Women, Infants, and Children   | 10.557                         | Colorado Department of Public Health and Environment | 127,792                             |
| WIC Special Supplemental Nutrition Program for Women, Infants, and Children   | 10.557                         | Colorado Department of Public Health and Environment | 349,925                             |
| Total WIC Special Supplemental Nutrition Program for Women, Infants, and Children   |                                |  | <u>477,717</u>                      |
| <i>Total United States Department of Agriculture</i>  |                                |  | <u>477,717</u>                      |
| <b>Total Other Programs</b>   |                                |  | <u>5,646,117</u>                    |
| <b>Total Expenditures of Federal Awards</b>   |                                |  | <u><u>\$ 8,119,261</u></u>          |

The accompanying notes are an integral part of this schedule

## MONTEZUMA COUNTY, COLORADO

### NOTES TO THE SCHEDULE OF EXPENDITURES OF FEDERAL AWARDS For the Year Ended December 31, 2022

#### **Organization**

The accompanying schedule of expenditures of federal awards presents the activity of all federal award programs of Montezuma County, Colorado for the year ended December 31, 2022. All federal awards received directly from federal agencies as well as federal awards passed through other governmental agencies, are included on the schedule.

#### **Basis Of Presentation**

The accompanying schedule of expenditures of federal awards includes the federal grant activity of the County and is presented on the modified accrual basis of accounting. The information in this schedule is presented in accordance with the requirements of Title 2 U.S. *Code of Federal Regulations* Part 200, *Uniform Administrative Requirements, Cost Principles, and Audit Requirements for Federal Awards*. Therefore, some amounts presented in the schedule may differ from amounts presented in, or used in, the preparation of the basic financial statements.

#### **Indirect Costs**

The County has not elected to use the 10% *de minimis* indirect cost rate as allowed in the Uniform Guidance, Section 414.

#### **Food Distribution**

Non-monetary assistance is reported in the Schedule at the fair market value of the commodities received and disbursed.

#### **Sub-recipients**

Montezuma County had no sub-recipients of federal funds for the year ended December 31, 2022.

MONTEZUMA COUNTY, COLORADO  
 SCHEDULE OF FINDINGS AND QUESTIONED COSTS  
 For the Year Ended December 31, 2022

**Section 1- Summary of Auditors' Results**

Financial Statements

|   |           |                    |
|---|-----------|--------------------|
| Type of auditors' report issued   |           | Unmodified Opinion |
| Internal control over financial reporting:  |           |                    |
| Material weakness(es) identified?   | _____ yes | _____ X _____ no   |
| Significant deficiency(ies) identified<br>not considered to be material weaknesses? | _____ yes | _____ X _____ no   |

Federal Awards

|   |           |                  |
|---|-----------|------------------|
| Internal control over major programs:   |           |                  |
| Material weakness(es) identified?   | _____ yes | _____ X _____ no |
| Significant deficiency(ies) identified<br>not considered to be material weaknesses? | _____ yes | _____ X _____ no |

|  |  |                    |
|--|--|--------------------|
| Type of auditors' report issued on compliance<br>for major programs: |  | Unmodified Opinion |
|--|--|--------------------|

|   |           |                  |
|---|-----------|------------------|
| Any audit findings disclosed that are required<br>to be reported in accordance with<br>Uniform Guidance | _____ yes | _____ X _____ no |
|---|-----------|------------------|

Identification of major programs:

| CFDA Number | Name of Federal Program or Cluster                |
|-------------|---|
| 21.027      | Coronavirus State and Local Fiscal Recovery Funds |
| 93.558      | Temporary Assistance for Needy Families           |

|  |           |
|--|-----------|
| Dollar threshold to distinguish between<br>Type A and Type B programs: | \$750,000 |
|--|-----------|

|                                       |                   |          |
|---------------------------------------|-------------------|----------|
| Auditee qualified as low-risk auditee | _____ X _____ yes | _____ no |
|---------------------------------------|-------------------|----------|

**Section 2- Findings under Generally Accepted Government Auditing Standards**

There were no findings required to be reported under Generally Accepted Government Auditing Standards

**Section 3- Findings and Questioned Costs Under Uniform Guidance**

There were no findings or questioned cost for federal awards as defined in the Uniform Guidance.

**MONTEZUMA COUNTY, COLORADO**

**SUMMARY SCHEDULE OF PRIOR AUDIT FINDINGS**  
**For the Year Ended December 31, 2022**

There were no prior year findings or questioned costs noted that were reportable under the Uniform Guidance criteria.

**MONTEZUMA COUNTY, COLORADO**

**SCHEDULE OF CORRECTIVE ACTION PLAN**  
**For the Year Ended December 31, 2022**

There were no audit findings to be included in the current audit report; therefore, a corrective action plan is not necessary.

The public report burden for this information collection is estimated to average 380 hours annually.

|                                     |                 |
|-------------------------------------|-----------------|
| <b>LOCAL HIGHWAY FINANCE REPORT</b> | City or County: |
|                                     | County          |
| YEAR ENDING :<br>December 2022      |                 |

This Information From The Records Of (example - City of \_ or County of \_)  
County of Montezuma Prepared By: Majors and Haley PC  
Phone: 970-565-9521

**I. DISPOSITION OF HIGHWAY-USER REVENUES AVAILABLE FOR LOCAL GOVERNMENT EXPENDITURE**

| ITEM   | A. Local Motor-Fuel Taxes | B. Local Motor-Vehicle Taxes | C. Receipts from State Highway-User Taxes | D. Receipts from Federal Highway Administration |
|--|---------------------------|------------------------------|---|---|
| 1. Total receipts available                  |                           |                              |   |   |
| 2. Minus amount used for collection expenses |                           |                              |   |   |
| 3. Minus amount used for nonhighway purposes |                           |                              |   |   |
| 4. Minus amount used for mass transit        |                           |                              |   |   |
| 5. Remainder used for highway purposes       |                           |                              |   |   |

**II. RECEIPTS FOR ROAD AND STREET PURPOSES**

**III. DISBURSEMENTS FOR ROAD AND STREET PURPOSES**

| ITEM   | AMOUNT    | ITEM  | AMOUNT    |
|--|-----------|---|-----------|
| <b>A. Receipts from local sources:</b>                   |           | <b>A. Local highway disbursements:</b>            |           |
| 1. Local highway-user taxes                              |           | 1. Capital outlay (from page 2)                   | 1,949,875 |
| a. Motor Fuel (from Item I.A.5.)                         |           | 2. Maintenance:                                   | 6,003,991 |
| b. Motor Vehicle (from Item I.B.5.)                      |           | 3. Road and street services:                      |           |
| c. Total (a.+b.)   |           | a. Traffic control operations                     |           |
| 2. General fund appropriations                           |           | b. Snow and ice removal                           | 221,391   |
| 3. Other local imposts (from page 2)                     | 2,066,544 | c. Other  |           |
| 4. Miscellaneous local receipts (from page 2)            | 2,360,640 | d. Total (a. through c.)                          | 221,391   |
| 5. Transfers from toll facilities                        |           | 4. General administration & miscellaneous         | 336,991   |
| 6. Proceeds of sale of bonds and notes:                  |           | 5. Highway law enforcement and safety             |           |
| a. Bonds - Original Issues                               |           | 6. Total (1 through 5)                            | 8,512,248 |
| b. Bonds - Refunding Issues                              |           | <b>B. Debt service on local obligations:</b>      |           |
| c. Notes   |           | 1. Bonds:   |           |
| d. Total (a. + b. + c.)                                  | 0         | a. Interest                                       |           |
| 7. Total (1 through 6)                                   | 4,427,184 | b. Redemption                                     |           |
| <b>B. Private Contributions</b>                          |           | c. Total (a. + b.)                                | 0         |
| <b>C. Receipts from State government (from page 2)</b>   | 3,228,924 | 2. Notes:   |           |
| <b>D. Receipts from Federal Government (from page 2)</b> | 343,079   | a. Interest                                       |           |
| <b>E. Total receipts (A.7 + B + C + D)</b>               | 7,999,187 | b. Redemption                                     | 43,684    |
|  |           | c. Total (a. + b.)                                | 43,684    |
|  |           | 3. Total (1.c + 2.c)                              | 43,684    |
|  |           | <b>C. Payments to State for highways</b>          |           |
|  |           | <b>D. Payments to toll facilities</b>             |           |
|  |           | <b>E. Total disbursements (A.6 + B.3 + C + D)</b> | 8,555,932 |

**IV. LOCAL HIGHWAY DEBT STATUS**

(Show all entries at par)

|                              | Opening Debt | Amount Issued | Redemptions | Closing Debt |
|------------------------------|--------------|---------------|-------------|--------------|
| <b>A. Bonds (Total)</b>      |              |               |             | 0            |
| 1. Bonds (Refunding Portion) |              |               |             |              |
| <b>B. Notes (Total)</b>      | 0            | 1,293,662     | 43,684      | 1,249,978    |

**V. LOCAL ROAD AND STREET FUND BALANCE**

|  | A. Beginning Balance | B. Total Receipts | C. Total Disbursements | D. Ending Balance | E. Reconciliation |
|--|----------------------|-------------------|------------------------|-------------------|-------------------|
|  | 4,625,848            | 7,999,187         | 8,555,932              | 4,069,103         | 0                 |

Notes and Comments:

|   |                           |  |  |
|---|---------------------------|--|--|
| <b>LOCAL HIGHWAY FINANCE REPORT</b>                             |                           | STATE:<br>Colorado                         |  |
|   |                           | YEAR ENDING (mm/yy):<br>December 2022      |  |
| <b>II. RECEIPTS FOR ROAD AND STREET PURPOSES - DETAIL</b>       |                           |  |  |
| <b>ITEM</b>   | <b>AMOUNT</b>             | <b>ITEM</b>                                | <b>AMOUNT</b>                            |
| <b>A.3. Other local imposts:</b>                                |                           | <b>A.4. Miscellaneous local receipts:</b>  |  |
| a. Property Taxes and Assessments                               | 1,448,413                 | a. Interest on investments                 |  |
| b. Other local imposts:   |                           | b. Traffic Fines & Penalties               |  |
| 1. Sales Taxes  |                           | c. Parking Garage Fees                     |  |
| 2. Infrastructure & Impact Fees                                 | 310,661                   | d. Parking Meter Fees                      |  |
| 3. Liens  |                           | e. Sale of Surplus Property                | 240,000                                  |
| 4. Licenses   |                           | f. Charges for Services                    | 802,826                                  |
| 5. Specific Ownership &/or Other                                | 307,470                   | g. Other Misc. Receipts                    | 24,152                                   |
| 6. Total (1. through 5.)  | 618,131                   | h. Other Lease proceeds                    | 1,293,662                                |
| c. Total (a. + b.)  | 2,066,544                 | i. Total (a. through h.)                   | 2,360,640                                |
|   | (Carry forward to page 1) |  | (Carry forward to page 1)                |
| <b>III. DISBURSEMENTS FOR ROAD AND STREET PURPOSES - DETAIL</b> |                           |  |  |
| <b>ITEM</b>   | <b>AMOUNT</b>             | <b>ITEM</b>                                | <b>AMOUNT</b>                            |
| <b>C. Receipts from State Government</b>                        |                           | <b>D. Receipts from Federal Government</b> |  |
| 1. Highway-user taxes   | 2,790,685                 | 1. FHWA (from Item I.D.5.)                 |  |
| 2. State general funds  |                           | 2. Other Federal agencies:                 |  |
| 3. Other State funds:   |                           | a. Forest Service                          | 143,079                                  |
| a. State bond proceeds  |                           | b. FEMA                                    |  |
| b. Project Match  |                           | c. HUD                                     |  |
| c. Motor Vehicle Registrations                                  | 96,786                    | d. Federal Transit Admin                   |  |
| d. Other (Specify) - DOLA Grant                                 | 330,311                   | e. U.S. Corps of Engineers                 |  |
| e. Other (Specify)-CDOT Grant                                   | 11,142                    | f. Other Feder Mineral leasing             | 200,000                                  |
| f. Total (a. through e.)  | 438,239                   | g. Total (a. through f.)                   | 343,079                                  |
| 4. Total (1. + 2. + 3.f)  | 3,228,924                 | 3. Total (1. + 2.g)                        |  |
|   |                           |  | (Carry forward to page 1)                |
|   |                           | ON NATIONAL<br>HIGHWAY<br>SYSTEM<br>(a)    | OFF NATIONAL<br>HIGHWAY<br>SYSTEM<br>(b) |
|   |                           | TOTAL<br>(c)                               |  |
| <b>A.1. Capital outlay:</b>                                     |                           |  |  |
| a. Right-Of-Way Costs   |                           |  | 0  |
| b. Engineering Costs  |                           |  | 0  |
| c. Construction:  |                           |  |  |
| (1). New Facilities   |                           |  | 0  |
| (2). Capacity Improvements                                      |                           |  | 0  |
| (3). System Preservation  |                           | 1,949,875                                  | 1,949,875                                |
| (4). System Enhancement & Operation                             |                           |  | 0  |
| (5). Total Construction (1) + (2) + (3) + (4)                   |                           | 0  | 1,949,875                                |
| d. Total Capital Outlay (Lines 1.a. + 1.b. + 1.c.5)             |                           | 0  | 1,949,875                                |
|   |                           |  | (Carry forward to page 1)                |
| <b>Notes and Comments:</b>                                      |                           |  |  |